

---

---

# 令和5年 血液事業統計資料 ～血液事業の現状～

---

---

(令和5年1月～12月累計)



**血液事業本部**

# 目次

---

|      |                             |    |
|------|-----------------------------|----|
| 1    | 献血状況                        |    |
| (1)  | 献血申込者数・献血者数                 | 1  |
| (2)  | 献血方法別献血申込者数                 | 2  |
| (3)  | 献血方法別献血ができなかった人数            | 3  |
| (4)  | 献血方法別献血者数                   | 4  |
| (5)  | 受入施設別献血者数                   | 5  |
| (6)  | 年代別・男女別献血者数                 | 6  |
|      | 年代別・男女別献血者数(年代合計・年代別構成比)    | 8  |
| (7)  | 年代別・男女別初回献血者数・初回献血者率        | 9  |
| (8)  | 職業別・男女別献血者数                 | 11 |
| (9)  | 献血ができなかった人数                 | 12 |
| (10) | 献血量(推計値)                    | 13 |
| (11) | 受入施設別献血量(推計値)               | 14 |
| (12) | 検査不合格数                      | 15 |
| 2    | 製造状況                        |    |
| (1)  | 全血製剤・赤血球製剤の製造本数(実本数)        | 16 |
| (2)  | 照射全血製剤・照射赤血球製剤の製造本数(実本数)    | 17 |
| (3)  | 血漿製剤の製造本数(実本数)              | 18 |
| (4)  | 血小板製剤の製造本数(実本数)             | 19 |
| (5)  | HLA血小板製剤の製造本数(実本数)          | 20 |
| (6)  | 照射血小板製剤の製造本数(実本数)           | 21 |
| 3    | 供給状況                        |    |
| (1)  | 血液製剤の純供給本数(換算本数・実本数)        | 22 |
| (2)  | 全血製剤・赤血球製剤の純供給本数(実本数)       | 23 |
| (3)  | 照射全血製剤・照射赤血球製剤の純供給本数(実本数)   | 24 |
| (4)  | 赤血球製剤製品別純供給本数(実本数)          | 25 |
| (5)  | 血漿製剤の純供給本数(実本数)             | 26 |
| (6)  | 血小板製剤の純供給本数(実本数)            | 27 |
| (7)  | HLA血小板製剤の純供給本数(実本数)         | 29 |
| (8)  | 照射血小板製剤の純供給本数(実本数)          | 30 |
| (9)  | 照射洗浄血小板製剤の純供給本数(実本数)        | 32 |
| (10) | 製剤別他ブロックセンターとの払出・受入本数(換算本数) | 33 |
| (11) | 全血製剤・赤血球製剤の期限切等本数(実本数)      | 34 |
| (12) | 血漿製剤の期限切等本数(実本数)            | 35 |
| (13) | 血小板製剤の期限切等本数(実本数)           | 36 |
| 4    | 施設と車両状況                     | 37 |
| 5    | グラフ                         |    |
| (1)  | 都道府県別 献血者数                  | 38 |
| (2)  | 都道府県別 献血量(推計値)              | 39 |
| (3)  | 都道府県別 血液製剤供給本数(換算本数)        | 40 |

# 1 献血状況

## (1) 献血申込者数・献血者数

令和5年1月～令和5年12月累計

| ブロック名 | 都道府県 | 項目        | 献血申込者数    |           | 献血者数      |       |         | 献血ができなかった人数 |       |      |
|-------|------|-----------|-----------|-----------|-----------|-------|---------|-------------|-------|------|
|       |      |           | 人         | 前年比       | 人         | 前年比   | 申込比     | 人           | 前年比   | 申込比  |
|       |      |           |           |           |           |       |         |             |       |      |
| 北海道   | 北海道  |           | 274,984   | 98.7      | 250,316   | 98.6  | 91.0    | 24,668      | 99.5  | 9.0  |
|       | 小計   |           | 274,984   | 98.7      | 250,316   | 98.6  | 91.0    | 24,668      | 99.5  | 9.0  |
| 東北    | 青森   |           | 51,286    | 98.7      | 46,889    | 99.4  | 91.4    | 4,397       | 92.0  | 8.6  |
|       | 岩手   |           | 47,756    | 99.4      | 43,518    | 101.3 | 91.1    | 4,238       | 83.1  | 8.9  |
|       | 宮城   |           | 102,054   | 98.4      | 90,898    | 98.4  | 89.1    | 11,156      | 98.4  | 10.9 |
|       | 秋田   |           | 40,528    | 95.5      | 37,026    | 95.9  | 91.4    | 3,502       | 91.9  | 8.6  |
|       | 山形   |           | 45,261    | 101.4     | 42,091    | 100.6 | 93.0    | 3,170       | 113.6 | 7.0  |
|       | 福島   |           | 80,454    | 98.4      | 73,713    | 97.7  | 91.6    | 6,741       | 106.5 | 8.4  |
|       | 小計   |           | 367,339   | 98.6      | 334,135   | 98.7  | 91.0    | 33,204      | 97.2  | 9.0  |
| 関東甲信越 | 茨城   |           | 111,145   | 98.2      | 102,783   | 98.7  | 92.5    | 8,362       | 92.8  | 7.5  |
|       | 栃木   |           | 100,193   | 99.2      | 93,465    | 99.1  | 93.3    | 6,728       | 101.2 | 6.7  |
|       | 群馬   |           | 95,731    | 96.7      | 87,038    | 95.4  | 90.9    | 8,693       | 112.0 | 9.1  |
|       | 埼玉   |           | 267,374   | 99.5      | 240,267   | 100.3 | 89.9    | 27,107      | 92.5  | 10.1 |
|       | 千葉   |           | 260,380   | 102.7     | 235,418   | 102.5 | 90.4    | 24,962      | 104.0 | 9.6  |
|       | 東京   |           | 652,301   | 101.6     | 574,808   | 101.5 | 88.1    | 77,493      | 102.6 | 11.9 |
|       | 神奈川  |           | 369,646   | 102.4     | 332,846   | 102.5 | 90.0    | 36,800      | 102.3 | 10.0 |
|       | 新潟   |           | 100,961   | 100.6     | 92,391    | 100.5 | 91.5    | 8,570       | 102.3 | 8.5  |
|       | 山梨   |           | 39,142    | 98.5      | 36,692    | 98.6  | 93.7    | 2,450       | 96.8  | 6.3  |
|       | 長野   |           | 80,701    | 97.8      | 74,717    | 98.4  | 92.6    | 5,984       | 90.9  | 7.4  |
| 小計    |      | 2,077,574 | 100.8     | 1,870,425 | 100.8     | 90.0  | 207,149 | 100.7       | 10.0  |      |
| 東海北陸  | 富山   |           | 41,636    | 105.6     | 37,849    | 105.1 | 90.9    | 3,787       | 110.2 | 9.1  |
|       | 石川   |           | 49,491    | 101.8     | 44,820    | 101.0 | 90.6    | 4,671       | 110.0 | 9.4  |
|       | 福井   |           | 30,324    | 97.4      | 28,028    | 98.2  | 92.4    | 2,296       | 88.5  | 7.6  |
|       | 岐阜   |           | 74,478    | 101.3     | 67,587    | 101.4 | 90.7    | 6,891       | 99.9  | 9.3  |
|       | 静岡   |           | 140,219   | 99.1      | 131,054   | 99.7  | 93.5    | 9,165       | 90.2  | 6.5  |
|       | 愛知   |           | 327,110   | 99.9      | 296,142   | 100.3 | 90.5    | 30,968      | 96.6  | 9.5  |
|       | 三重   |           | 70,090    | 100.5     | 64,898    | 101.2 | 92.6    | 5,192       | 93.0  | 7.4  |
| 小計    |      | 733,348   | 100.3     | 670,378   | 100.6     | 91.4  | 62,970  | 96.9        | 8.6   |      |
| 近畿    | 滋賀   |           | 59,970    | 99.8      | 53,254    | 100.5 | 88.8    | 6,716       | 94.9  | 11.2 |
|       | 京都   |           | 122,900   | 97.7      | 111,066   | 98.1  | 90.4    | 11,834      | 93.5  | 9.6  |
|       | 大阪   |           | 434,948   | 99.4      | 385,676   | 99.4  | 88.7    | 49,272      | 99.2  | 11.3 |
|       | 兵庫   |           | 234,260   | 98.1      | 210,850   | 98.1  | 90.0    | 23,410      | 97.9  | 10.0 |
|       | 奈良   |           | 53,721    | 99.9      | 48,654    | 99.3  | 90.6    | 5,067       | 106.0 | 9.4  |
|       | 和歌山  |           | 45,734    | 99.2      | 41,652    | 98.2  | 91.1    | 4,082       | 110.5 | 8.9  |
| 小計    |      | 951,533   | 98.9      | 851,152   | 98.9      | 89.5  | 100,381 | 98.6        | 10.5  |      |
| 中四国   | 鳥取   |           | 25,105    | 101.4     | 22,816    | 102.2 | 90.9    | 2,289       | 93.5  | 9.1  |
|       | 島根   |           | 23,485    | 100.3     | 21,340    | 99.6  | 90.9    | 2,145       | 107.0 | 9.1  |
|       | 岡山   |           | 89,699    | 101.0     | 79,267    | 101.7 | 88.4    | 10,432      | 95.8  | 11.6 |
|       | 広島   |           | 132,068   | 99.6      | 117,536   | 99.6  | 89.0    | 14,532      | 99.9  | 11.0 |
|       | 山口   |           | 54,818    | 95.0      | 49,314    | 95.5  | 90.0    | 5,504       | 90.6  | 10.0 |
|       | 徳島   |           | 30,596    | 97.2      | 26,912    | 97.2  | 88.0    | 3,684       | 97.4  | 12.0 |
|       | 香川   |           | 40,844    | 98.1      | 36,932    | 98.4  | 90.4    | 3,912       | 95.3  | 9.6  |
|       | 愛媛   |           | 57,561    | 97.9      | 53,020    | 99.1  | 92.1    | 4,541       | 86.2  | 7.9  |
|       | 高知   |           | 31,110    | 100.8     | 28,905    | 100.7 | 92.9    | 2,205       | 101.1 | 7.1  |
| 小計    |      | 485,286   | 99.0      | 436,042   | 99.4      | 89.9  | 49,244  | 96.0        | 10.1  |      |
| 九州    | 福岡   |           | 241,945   | 102.5     | 220,303   | 102.9 | 91.1    | 21,642      | 98.6  | 8.9  |
|       | 佐賀   |           | 37,176    | 99.8      | 33,497    | 99.1  | 90.1    | 3,679       | 106.9 | 9.9  |
|       | 長崎   |           | 59,819    | 100.6     | 54,933    | 101.5 | 91.8    | 4,886       | 91.8  | 8.2  |
|       | 熊本   |           | 81,889    | 103.9     | 74,917    | 103.9 | 91.5    | 6,972       | 103.2 | 8.5  |
|       | 大分   |           | 51,756    | 100.5     | 47,640    | 101.7 | 92.0    | 4,116       | 88.9  | 8.0  |
|       | 宮崎   |           | 45,197    | 95.8      | 41,323    | 95.7  | 91.4    | 3,874       | 96.6  | 8.6  |
|       | 鹿児島  |           | 69,131    | 98.1      | 62,824    | 98.3  | 90.9    | 6,307       | 96.4  | 9.1  |
|       | 沖縄   |           | 62,830    | 104.3     | 55,838    | 104.5 | 88.9    | 6,992       | 102.9 | 11.1 |
| 小計    |      | 649,743   | 101.4     | 591,275   | 101.7     | 91.0  | 58,468  | 98.4        | 9.0   |      |
| 全国合計  |      |           | 5,539,807 | 100.1     | 5,003,723 | 100.2 | 90.3    | 536,084     | 98.9  | 9.7  |

1)「申込比」は献血者数(人)/献血申込者数(人)。

## (2) 献血方法別献血申込者数

令和5年1月～令和5年12月累計

| ブロック名 | 項目<br>都道府県 | 合計        |         | 200mL   |        | 400mL     |         | 成分        |         | 男性        |         | 女性        |         |
|-------|------------|-----------|---------|---------|--------|-----------|---------|-----------|---------|-----------|---------|-----------|---------|
|       |            | 人         | %       | 人       | %      | 人         | %       | 人         | %       | 人         | %       | 人         | %       |
| 北海道   | 北海道        | 274,984   | 98.7    | 11,908  | 94.7   | 205,714   | 98.9    | 57,362    | 98.6    | 185,024   | 99.5    | 89,960    | 97.0    |
|       | 小計         | 274,984   | 98.7    | 11,908  | 94.7   | 205,714   | 98.9    | 57,362    | 98.6    | 185,024   | 99.5    | 89,960    | 97.0    |
| 東北    | 青森         | 51,286    | 98.7    | 1,529   | 92.8   | 35,973    | 100.9   | 13,784    | 94.1    | 33,981    | 100.1   | 17,305    | 96.2    |
|       | 岩手         | 47,756    | 99.4    | 1,539   | 95.1   | 33,299    | 100.8   | 12,918    | 96.4    | 32,463    | 99.5    | 15,293    | 99.3    |
|       | 宮城         | 102,054   | 98.4    | 3,063   | 102.1  | 69,079    | 101.8   | 29,912    | 90.8    | 69,765    | 100.2   | 32,289    | 94.6    |
|       | 秋田         | 40,528    | 95.5    | 851     | 94.1   | 26,023    | 97.8    | 13,654    | 91.5    | 28,088    | 97.4    | 12,440    | 91.5    |
|       | 山形         | 45,261    | 101.4   | 1,001   | 84.1   | 30,813    | 104.0   | 13,447    | 97.5    | 30,201    | 101.4   | 15,060    | 101.6   |
|       | 福島         | 80,454    | 98.4    | 2,268   | 117.8  | 55,872    | 100.3   | 22,314    | 92.5    | 58,277    | 98.0    | 22,177    | 99.6    |
|       | 小計         | 367,339   | 98.6    | 10,251  | 99.7   | 251,059   | 101.0   | 106,029   | 93.2    | 252,775   | 99.4    | 114,564   | 96.9    |
| 関東甲信越 | 茨城         | 111,145   | 98.2    | 3,910   | 92.1   | 76,438    | 99.0    | 30,797    | 97.0    | 75,619    | 99.4    | 35,526    | 95.7    |
|       | 栃木         | 100,193   | 99.2    | 7,098   | 87.7   | 62,421    | 101.6   | 30,674    | 97.7    | 67,462    | 100.5   | 32,731    | 96.8    |
|       | 群馬         | 95,731    | 96.7    | 4,288   | 102.9  | 59,947    | 97.7    | 31,496    | 94.0    | 64,023    | 97.1    | 31,708    | 95.9    |
|       | 埼玉         | 267,374   | 99.5    | 15,672  | 104.7  | 182,341   | 100.0   | 69,361    | 97.1    | 178,437   | 100.2   | 88,937    | 98.2    |
|       | 千葉         | 260,380   | 102.7   | 7,739   | 98.4   | 174,335   | 104.1   | 78,306    | 100.0   | 171,097   | 103.3   | 89,283    | 101.4   |
|       | 東京         | 652,301   | 101.6   | 26,639  | 120.3  | 403,262   | 100.7   | 222,400   | 101.5   | 406,106   | 102.8   | 246,195   | 99.8    |
|       | 神奈川        | 369,646   | 102.4   | 12,889  | 99.2   | 230,600   | 101.8   | 126,157   | 104.0   | 251,414   | 104.3   | 118,232   | 98.7    |
|       | 新潟         | 100,961   | 100.6   | 2,149   | 89.5   | 62,167    | 101.7   | 36,645    | 99.6    | 69,124    | 101.9   | 31,837    | 97.9    |
| 山梨    | 39,142     | 98.5      | 789     | 78.2    | 24,898 | 99.4      | 13,455  | 98.3      | 26,516  | 99.2      | 12,626  | 97.1      |         |
| 長野    | 80,701     | 97.8      | 977     | 89.2    | 53,330 | 100.6     | 26,394  | 93.0      | 55,790  | 99.3      | 24,911  | 94.7      |         |
|       | 小計         | 2,077,574 | 100.8   | 82,150  | 104.0  | 1,329,739 | 101.0   | 665,685   | 100.0   | 1,365,588 | 101.9   | 711,986   | 98.8    |
| 東海北陸  | 富山         | 41,636    | 105.6   | 1,397   | 102.6  | 28,380    | 103.6   | 11,859    | 111.1   | 29,556    | 105.5   | 12,080    | 105.8   |
|       | 石川         | 49,491    | 101.8   | 1,755   | 100.1  | 30,226    | 101.5   | 17,510    | 102.5   | 34,770    | 102.0   | 14,721    | 101.2   |
|       | 福井         | 30,324    | 97.4    | 982     | 105.5  | 21,131    | 96.2    | 8,211     | 99.9    | 21,026    | 97.6    | 9,298     | 97.1    |
|       | 岐阜         | 74,478    | 101.3   | 3,260   | 112.1  | 50,361    | 100.6   | 20,857    | 101.4   | 51,221    | 101.1   | 23,257    | 101.6   |
|       | 静岡         | 140,219   | 99.1    | 6,298   | 110.6  | 94,576    | 100.9   | 39,345    | 93.4    | 100,482   | 99.2    | 39,737    | 98.7    |
|       | 愛知         | 327,110   | 99.9    | 9,188   | 94.2   | 194,836   | 102.1   | 123,086   | 97.1    | 221,890   | 101.0   | 105,220   | 97.7    |
| 三重    | 70,090     | 100.5     | 816     | 80.7    | 40,903 | 100.8     | 28,371  | 100.8     | 52,057  | 101.1     | 18,033  | 98.9      |         |
|       | 小計         | 733,348   | 100.3   | 23,696  | 101.2  | 460,413   | 101.3   | 249,239   | 98.3    | 511,002   | 100.8   | 222,346   | 99.0    |
| 近畿    | 滋賀         | 59,970    | 99.8    | 1,707   | 87.0   | 47,568    | 101.5   | 10,695    | 95.1    | 42,400    | 100.1   | 17,570    | 99.0    |
|       | 京都         | 122,900   | 97.7    | 1,356   | 97.6   | 85,441    | 99.5    | 36,103    | 93.6    | 83,374    | 98.5    | 39,526    | 96.0    |
|       | 大阪         | 434,948   | 99.4    | 10,886  | 95.2   | 284,850   | 98.4    | 139,212   | 101.7   | 274,498   | 101.0   | 160,450   | 96.6    |
|       | 兵庫         | 234,260   | 98.1    | 6,722   | 97.0   | 164,054   | 99.8    | 63,484    | 93.9    | 157,082   | 99.2    | 77,178    | 95.8    |
|       | 奈良         | 53,721    | 99.9    | 2,162   | 116.2  | 36,977    | 100.5   | 14,582    | 96.3    | 35,864    | 101.0   | 17,857    | 97.7    |
| 和歌山   | 45,734     | 99.2      | 1,437   | 81.5    | 34,052 | 100.2     | 10,245  | 98.8      | 29,936  | 99.9      | 15,798  | 97.9      |         |
|       | 小計         | 951,533   | 98.9    | 24,270  | 95.8   | 652,942   | 99.4    | 274,321   | 98.0    | 623,154   | 100.1   | 328,379   | 96.6    |
| 中国    | 鳥取         | 25,105    | 101.4   | 54      | 103.8  | 17,105    | 98.8    | 7,946     | 107.2   | 19,088    | 102.7   | 6,017     | 97.4    |
|       | 島根         | 23,485    | 100.3   | 89      | 102.3  | 15,400    | 101.9   | 7,996     | 97.3    | 17,357    | 100.3   | 6,128     | 100.3   |
|       | 岡山         | 89,699    | 101.0   | 716     | 65.2   | 61,701    | 99.8    | 27,282    | 105.2   | 62,459    | 101.3   | 27,240    | 100.2   |
|       | 広島         | 132,068   | 99.6    | 1,371   | 73.4   | 85,505    | 101.9   | 45,192    | 96.6    | 95,043    | 100.7   | 37,025    | 96.9    |
|       | 山口         | 54,818    | 95.0    | 449     | 63.2   | 44,616    | 95.3    | 9,753     | 95.7    | 41,833    | 96.7    | 12,985    | 89.9    |
|       | 徳島         | 30,596    | 97.2    | 192     | 167.0  | 21,305    | 95.6    | 9,099     | 100.1   | 22,363    | 98.3    | 8,233     | 94.4    |
|       | 香川         | 40,844    | 98.1    | 136     | 101.5  | 30,396    | 98.5    | 10,312    | 96.9    | 30,177    | 98.5    | 10,667    | 96.9    |
|       | 愛媛         | 57,561    | 97.9    | 159     | 89.8   | 39,326    | 99.0    | 18,076    | 95.7    | 40,339    | 100.2   | 17,222    | 92.9    |
|       | 高知         | 31,110    | 100.8   | 317     | 88.3   | 21,147    | 99.9    | 9,646     | 103.2   | 20,589    | 101.8   | 10,521    | 98.8    |
|       |            | 小計        | 485,286 | 99.0    | 3,483  | 75.7      | 336,501 | 99.3      | 145,302 | 99.2      | 349,248 | 100.1     | 136,038 |
| 九州    | 福岡         | 241,945   | 102.5   | 621     | 67.7   | 170,852   | 101.7   | 70,472    | 105.1   | 164,429   | 103.2   | 77,516    | 100.9   |
|       | 佐賀         | 37,176    | 99.8    | 346     | 47.8   | 22,237    | 105.0   | 14,593    | 95.0    | 25,249    | 100.5   | 11,927    | 98.3    |
|       | 長崎         | 59,819    | 100.6   | 1,311   | 100.3  | 40,958    | 98.2    | 17,550    | 106.8   | 43,582    | 101.2   | 16,237    | 99.2    |
|       | 熊本         | 81,889    | 103.9   | 1,084   | 89.7   | 56,986    | 102.0   | 23,819    | 109.3   | 59,184    | 104.6   | 22,705    | 102.0   |
|       | 大分         | 51,756    | 100.5   | 385     | 92.5   | 38,257    | 99.5    | 13,114    | 103.8   | 38,005    | 101.2   | 13,751    | 98.6    |
|       | 宮崎         | 45,197    | 95.8    | 188     | 96.9   | 32,069    | 97.2    | 12,940    | 92.4    | 32,252    | 97.5    | 12,945    | 91.7    |
|       | 鹿児島        | 69,131    | 98.1    | 521     | 146.8  | 50,683    | 97.4    | 17,927    | 99.1    | 50,281    | 98.3    | 18,850    | 97.5    |
| 沖縄    | 62,830     | 104.3     | 547     | 104.6   | 45,734 | 106.5     | 16,549  | 98.6      | 46,812  | 104.6     | 16,018  | 103.5     |         |
|       | 小計         | 649,743   | 101.4   | 5,003   | 88.6   | 457,776   | 101.0   | 186,964   | 102.6   | 459,794   | 102.1   | 189,949   | 99.7    |
|       | 全国合計       | 5,539,807 | 100.1   | 160,761 | 99.9   | 3,694,144 | 100.5   | 1,684,902 | 99.1    | 3,746,585 | 101.0   | 1,793,222 | 98.1    |

### (3) 献血方法別献血ができなかった人数

令和5年1月～令和5年12月累計

| プロジェクト名 | 項目      | 合計     |             | 200mL |             | 400mL  |             | 成分     |             | 男性     |             | 女性     |             |
|---------|---------|--------|-------------|-------|-------------|--------|-------------|--------|-------------|--------|-------------|--------|-------------|
|         |         | 人      | 申<br>込<br>比 | 人     | 申<br>込<br>比 | 人      | 申<br>込<br>比 | 人      | 申<br>込<br>比 | 人      | 申<br>込<br>比 | 人      | 申<br>込<br>比 |
| 北海道     | 北海道     | 24,668 | 9.0         | 2,394 | 20.1        | 19,287 | 9.4         | 2,987  | 5.2         | 10,275 | 5.6         | 14,393 | 16.0        |
|         | 小計      | 24,668 | 9.0         | 2,394 | 20.1        | 19,287 | 9.4         | 2,987  | 5.2         | 10,275 | 5.6         | 14,393 | 16.0        |
| 東北      | 青森      | 4,397  | 8.6         | 307   | 20.1        | 3,350  | 9.3         | 740    | 5.4         | 1,792  | 5.3         | 2,605  | 15.1        |
|         | 岩手      | 4,238  | 8.9         | 294   | 19.1        | 3,241  | 9.7         | 703    | 5.4         | 1,656  | 5.1         | 2,582  | 16.9        |
|         | 宮城      | 11,156 | 10.9        | 894   | 29.2        | 8,215  | 11.9        | 2,047  | 6.8         | 4,291  | 6.2         | 6,865  | 21.3        |
|         | 秋田      | 3,502  | 8.6         | 189   | 22.2        | 2,247  | 8.6         | 1,066  | 7.8         | 1,285  | 4.6         | 2,217  | 17.8        |
|         | 山形      | 3,170  | 7.0         | 158   | 15.8        | 2,316  | 7.5         | 696    | 5.2         | 1,172  | 3.9         | 1,998  | 13.3        |
|         | 福島      | 6,741  | 8.4         | 404   | 17.8        | 5,400  | 9.7         | 937    | 4.2         | 2,905  | 5.0         | 3,836  | 17.3        |
|         | 小計      | 33,204 | 9.0         | 2,246 | 21.9        | 24,769 | 9.9         | 6,189  | 5.8         | 13,101 | 5.2         | 20,103 | 17.5        |
| 関東甲信越   | 茨城      | 8,362  | 7.5         | 572   | 14.6        | 5,864  | 7.7         | 1,926  | 6.3         | 3,293  | 4.4         | 5,069  | 14.3        |
|         | 栃木      | 6,728  | 6.7         | 795   | 11.2        | 3,990  | 6.4         | 1,943  | 6.3         | 2,296  | 3.4         | 4,432  | 13.5        |
|         | 群馬      | 8,693  | 9.1         | 555   | 12.9        | 5,113  | 8.5         | 3,025  | 9.6         | 3,096  | 4.8         | 5,597  | 17.7        |
|         | 埼玉      | 27,107 | 10.1        | 3,677 | 23.5        | 18,214 | 10.0        | 5,216  | 7.5         | 9,341  | 5.2         | 17,766 | 20.0        |
|         | 千葉      | 24,962 | 9.6         | 1,735 | 22.4        | 17,708 | 10.2        | 5,519  | 7.0         | 9,925  | 5.8         | 15,037 | 16.8        |
|         | 東京      | 77,493 | 11.9        | 5,471 | 20.5        | 49,017 | 12.2        | 23,005 | 10.3        | 25,253 | 6.2         | 52,240 | 21.2        |
|         | 神奈川     | 36,800 | 10.0        | 2,551 | 19.8        | 23,688 | 10.3        | 10,561 | 8.4         | 14,321 | 5.7         | 22,479 | 19.0        |
|         | 新潟      | 8,570  | 8.5         | 471   | 21.9        | 5,729  | 9.2         | 2,370  | 6.5         | 3,070  | 4.4         | 5,500  | 17.3        |
|         | 山梨      | 2,450  | 6.3         | 116   | 14.7        | 1,495  | 6.0         | 839    | 6.2         | 917    | 3.5         | 1,533  | 12.1        |
|         | 長野      | 5,984  | 7.4         | 161   | 16.5        | 4,211  | 7.9         | 1,612  | 6.1         | 2,450  | 4.4         | 3,534  | 14.2        |
| 小計      | 207,149 | 10.0   | 16,104      | 19.6  | 135,029     | 10.2   | 56,016      | 8.4    | 73,962      | 5.4    | 133,187     | 18.7   |             |
| 東海北陸    | 富山      | 3,787  | 9.1         | 288   | 20.6        | 2,739  | 9.7         | 760    | 6.4         | 1,493  | 5.1         | 2,294  | 19.0        |
|         | 石川      | 4,671  | 9.4         | 341   | 19.4        | 3,289  | 10.9        | 1,041  | 5.9         | 2,126  | 6.1         | 2,545  | 17.3        |
|         | 福井      | 2,296  | 7.6         | 170   | 17.3        | 1,834  | 8.7         | 292    | 3.6         | 902    | 4.3         | 1,394  | 15.0        |
|         | 岐阜      | 6,891  | 9.3         | 696   | 21.3        | 4,758  | 9.4         | 1,437  | 6.9         | 2,793  | 5.5         | 4,098  | 17.6        |
|         | 静岡      | 9,165  | 6.5         | 969   | 15.4        | 6,407  | 6.8         | 1,789  | 4.5         | 3,790  | 3.8         | 5,375  | 13.5        |
|         | 愛知      | 30,968 | 9.5         | 2,251 | 24.5        | 20,922 | 10.7        | 7,795  | 6.3         | 12,724 | 5.7         | 18,244 | 17.3        |
|         | 三重      | 5,192  | 7.4         | 179   | 21.9        | 3,632  | 8.9         | 1,381  | 4.9         | 2,187  | 4.2         | 3,005  | 16.7        |
| 小計      | 62,970  | 8.6    | 4,894       | 20.7  | 43,581      | 9.5    | 14,495      | 5.8    | 26,015      | 5.1    | 36,955      | 16.6   |             |
| 近畿      | 滋賀      | 6,716  | 11.2        | 420   | 24.6        | 5,778  | 12.1        | 518    | 4.8         | 2,732  | 6.4         | 3,984  | 22.7        |
|         | 京都      | 11,834 | 9.6         | 274   | 20.2        | 9,030  | 10.6        | 2,530  | 7.0         | 4,979  | 6.0         | 6,855  | 17.3        |
|         | 大阪      | 49,272 | 11.3        | 2,550 | 23.4        | 35,371 | 12.4        | 11,351 | 8.2         | 20,823 | 7.6         | 28,449 | 17.7        |
|         | 兵庫      | 23,410 | 10.0        | 1,417 | 21.1        | 17,127 | 10.4        | 4,866  | 7.7         | 9,874  | 6.3         | 13,536 | 17.5        |
|         | 奈良      | 5,067  | 9.4         | 457   | 21.1        | 3,924  | 10.6        | 686    | 4.7         | 2,149  | 6.0         | 2,918  | 16.3        |
|         | 和歌山     | 4,082  | 8.9         | 223   | 15.5        | 3,221  | 9.5         | 638    | 6.2         | 1,658  | 5.5         | 2,424  | 15.3        |
| 小計      | 100,381 | 10.5   | 5,341       | 22.0  | 74,451      | 11.4   | 20,589      | 7.5    | 42,215      | 6.8    | 58,166      | 17.7   |             |
| 中国      | 鳥取      | 2,289  | 9.1         | 10    | 18.5        | 1,944  | 11.4        | 335    | 4.2         | 1,162  | 6.1         | 1,127  | 18.7        |
|         | 島根      | 2,145  | 9.1         | 27    | 30.3        | 1,584  | 10.3        | 534    | 6.7         | 956    | 5.5         | 1,189  | 19.4        |
|         | 岡山      | 10,432 | 11.6        | 177   | 24.7        | 7,820  | 12.7        | 2,435  | 8.9         | 4,641  | 7.4         | 5,791  | 21.3        |
|         | 広島      | 14,532 | 11.0        | 424   | 30.9        | 10,257 | 12.0        | 3,851  | 8.5         | 6,743  | 7.1         | 7,789  | 21.0        |
|         | 山口      | 5,504  | 10.0        | 175   | 39.0        | 4,706  | 10.5        | 623    | 6.4         | 2,809  | 6.7         | 2,695  | 20.8        |
|         | 徳島      | 3,684  | 12.0        | 72    | 37.5        | 2,755  | 12.9        | 857    | 9.4         | 1,590  | 7.1         | 2,094  | 25.4        |
|         | 香川      | 3,912  | 9.6         | 22    | 16.2        | 3,274  | 10.8        | 616    | 6.0         | 1,884  | 6.2         | 2,028  | 19.0        |
|         | 愛媛      | 4,541  | 7.9         | 41    | 25.8        | 3,173  | 8.1         | 1,327  | 7.3         | 1,780  | 4.4         | 2,761  | 16.0        |
|         | 高知      | 2,205  | 7.1         | 46    | 14.5        | 1,653  | 7.8         | 506    | 5.2         | 919    | 4.5         | 1,286  | 12.2        |
|         | 小計      | 49,244 | 10.1        | 994   | 28.5        | 37,166 | 11.0        | 11,084 | 7.6         | 22,484 | 6.4         | 26,760 | 19.7        |
| 九州      | 福岡      | 21,642 | 8.9         | 217   | 34.9        | 16,873 | 9.9         | 4,552  | 6.5         | 8,859  | 5.4         | 12,783 | 16.5        |
|         | 佐賀      | 3,679  | 9.9         | 107   | 30.9        | 2,613  | 11.8        | 959    | 6.6         | 1,477  | 5.8         | 2,202  | 18.5        |
|         | 長崎      | 4,886  | 8.2         | 385   | 29.4        | 3,849  | 9.4         | 652    | 3.7         | 2,036  | 4.7         | 2,850  | 17.6        |
|         | 熊本      | 6,972  | 8.5         | 224   | 20.7        | 5,719  | 10.0        | 1,029  | 4.3         | 2,787  | 4.7         | 4,185  | 18.4        |
|         | 大分      | 4,116  | 8.0         | 101   | 26.2        | 3,505  | 9.2         | 510    | 3.9         | 1,831  | 4.8         | 2,285  | 16.6        |
|         | 宮崎      | 3,874  | 8.6         | 34    | 18.1        | 3,150  | 9.8         | 690    | 5.3         | 1,682  | 5.2         | 2,192  | 16.9        |
|         | 鹿児島     | 6,307  | 9.1         | 205   | 39.3        | 4,737  | 9.3         | 1,365  | 7.6         | 2,491  | 5.0         | 3,816  | 20.2        |
|         | 沖縄      | 6,992  | 11.1        | 213   | 38.9        | 5,906  | 12.9        | 873    | 5.3         | 3,069  | 6.6         | 3,923  | 24.5        |
| 小計      | 58,468  | 9.0    | 1,486       | 29.7  | 46,352      | 10.1   | 10,630      | 5.7    | 24,232      | 5.3    | 34,236      | 18.0   |             |
| 全国合計    | 536,084 | 9.7    | 33,459      | 20.8  | 380,635     | 10.3   | 121,990     | 7.2    | 212,284     | 5.7    | 323,800     | 18.1   |             |

1)「申込比」は献血ができなかった人数(人)/献血申込者数(人)。

### (4) 献血方法別献血者数

令和5年1月～令和5年12月累計

| ブロック名 | 都道府県      | 項目      |        | 全血献血     |           |          |         |                            | 成分献血    |         |         |         |          |        |
|-------|-----------|---------|--------|----------|-----------|----------|---------|----------------------------|---------|---------|---------|---------|----------|--------|
|       |           | 合計      | 前年比    | 200mL献血者 |           | 400mL献血者 |         | 4<br>献<br>血<br>率<br>m<br>L | 合計      | 前年比     | 血漿成分献血者 |         | 血小板成分献血者 |        |
|       |           |         |        | 男性       | 女性        | 男性       | 女性      |                            |         |         | 男性      | 女性      | 男性       | 女性     |
| 北海道   | 北海道       | 195,941 | 98.7   | 1,396    | 8,118     | 135,074  | 51,353  | 95.1                       | 54,375  | 98.2    | 11,553  | 9,667   | 26,726   | 6,429  |
|       | 小計        | 195,941 | 98.7   | 1,396    | 8,118     | 135,074  | 51,353  | 95.1                       | 54,375  | 98.2    | 11,553  | 9,667   | 26,726   | 6,429  |
| 東北    | 青森        | 33,845  | 101.7  | 228      | 994       | 22,809   | 9,814   | 96.4                       | 13,044  | 94.0    | 6,465   | 3,212   | 2,687    | 680    |
|       | 岩手        | 31,303  | 103.1  | 160      | 1,085     | 21,640   | 8,418   | 96.0                       | 12,215  | 97.1    | 4,625   | 2,699   | 4,382    | 509    |
|       | 宮城        | 63,033  | 102.0  | 546      | 1,623     | 45,004   | 15,860  | 96.6                       | 27,865  | 91.0    | 10,628  | 6,408   | 9,296    | 1,533  |
|       | 秋田        | 24,438  | 98.5   | 88       | 574       | 17,126   | 6,650   | 97.3                       | 12,588  | 91.1    | 5,431   | 2,969   | 4,158    | 30     |
|       | 山形        | 29,340  | 102.4  | 99       | 744       | 20,371   | 8,126   | 97.1                       | 12,751  | 96.7    | 3,941   | 3,388   | 4,618    | 804    |
|       | 福島        | 52,336  | 100.1  | 564      | 1,300     | 37,565   | 12,907  | 96.4                       | 21,377  | 92.5    | 8,762   | 3,283   | 8,481    | 851    |
|       | 小計        | 234,295 | 101.3  | 1,685    | 6,320     | 164,515  | 61,775  | 96.6                       | 99,840  | 93.1    | 39,852  | 21,959  | 33,622   | 4,407  |
| 関東甲信越 | 茨城        | 73,912  | 99.5   | 813      | 2,525     | 52,383   | 18,191  | 95.5                       | 28,871  | 96.5    | 13,607  | 8,813   | 5,523    | 928    |
|       | 栃木        | 64,734  | 100.2  | 1,057    | 5,246     | 43,557   | 14,874  | 90.3                       | 28,731  | 96.6    | 12,858  | 7,101   | 7,694    | 1,078  |
|       | 群馬        | 58,567  | 97.2   | 550      | 3,183     | 40,398   | 14,436  | 93.6                       | 28,471  | 91.8    | 11,618  | 6,824   | 8,361    | 1,668  |
|       | 埼玉        | 176,122 | 101.8  | 1,798    | 10,197    | 119,551  | 44,576  | 93.2                       | 64,145  | 96.6    | 26,790  | 14,167  | 20,957   | 2,231  |
|       | 千葉        | 162,631 | 103.9  | 1,074    | 4,930     | 113,082  | 43,545  | 96.3                       | 72,787  | 99.6    | 25,477  | 21,352  | 21,539   | 4,419  |
|       | 東京        | 375,413 | 101.9  | 2,276    | 18,892    | 249,510  | 104,735 | 94.4                       | 199,395 | 100.7   | 73,719  | 53,830  | 55,348   | 16,498 |
|       | 神奈川       | 217,250 | 102.1  | 1,390    | 8,948     | 154,546  | 52,366  | 95.2                       | 115,596 | 103.1   | 47,524  | 28,856  | 33,633   | 5,583  |
|       | 新潟        | 58,116  | 101.1  | 274      | 1,404     | 42,068   | 14,370  | 97.1                       | 34,275  | 99.5    | 16,459  | 9,466   | 7,253    | 1,097  |
|       | 山梨        | 24,076  | 99.0   | 99       | 574       | 17,274   | 6,129   | 97.2                       | 12,616  | 98.0    | 8,226   | 4,390   |          |        |
|       | 長野        | 49,935  | 100.9  | 187      | 629       | 36,792   | 12,327  | 98.4                       | 24,782  | 93.9    | 11,523  | 7,309   | 4,838    | 1,112  |
| 小計    | 1,260,756 | 101.6   | 9,518  | 56,528   | 869,161   | 325,549  | 94.8    | 609,669                    | 99.3    | 247,801 | 162,108 | 165,146 | 34,614   |        |
| 東海北陸  | 富山        | 26,750  | 103.4  | 145      | 964       | 19,480   | 6,161   | 95.9                       | 11,099  | 109.7   | 4,631   | 2,496   | 3,807    | 165    |
|       | 石川        | 28,351  | 101.0  | 209      | 1,205     | 20,635   | 6,302   | 95.0                       | 16,469  | 101.0   | 6,321   | 4,053   | 5,479    | 616    |
|       | 福井        | 20,109  | 97.5   | 143      | 669       | 14,127   | 5,170   | 96.0                       | 7,919   | 100.2   | 5,854   | 2,065   |          |        |
|       | 岐阜        | 48,167  | 102.0  | 481      | 2,083     | 34,046   | 11,557  | 94.7                       | 19,420  | 100.0   | 6,909   | 4,786   | 6,992    | 733    |
|       | 愛知        | 93,498  | 102.6  | 852      | 4,477     | 68,058   | 20,111  | 94.3                       | 37,556  | 93.4    | 20,139  | 9,179   | 7,643    | 595    |
|       | 三重        | 180,851 | 102.4  | 1,239    | 5,698     | 133,532  | 40,382  | 96.2                       | 115,291 | 97.1    | 45,101  | 35,356  | 29,294   | 5,540  |
|       | 小計        | 435,634 | 102.0  | 3,239    | 15,563    | 319,701  | 97,131  | 95.7                       | 234,744 | 98.1    | 100,991 | 64,351  | 61,056   | 8,346  |
| 近畿    | 滋賀        | 43,077  | 101.7  | 218      | 1,069     | 32,305   | 9,485   | 97.0                       | 10,177  | 95.6    | 2,927   | 2,466   | 4,218    | 566    |
|       | 京都        | 77,493  | 100.5  | 141      | 941       | 55,489   | 20,922  | 98.6                       | 33,573  | 93.1    | 9,383   | 8,605   | 13,382   | 2,203  |
|       | 大阪        | 257,815 | 98.3   | 906      | 7,430     | 175,979  | 73,500  | 96.8                       | 127,861 | 101.8   | 38,232  | 43,198  | 38,558   | 7,873  |
|       | 兵庫        | 152,232 | 100.2  | 569      | 4,736     | 106,833  | 40,094  | 96.5                       | 58,618  | 93.0    | 18,375  | 16,038  | 21,431   | 2,774  |
|       | 奈良        | 34,758  | 100.4  | 255      | 1,450     | 24,259   | 8,794   | 95.1                       | 13,896  | 96.6    | 4,255   | 3,925   | 4,946    | 770    |
|       | 和歌山       | 32,045  | 98.4   | 321      | 893       | 21,810   | 9,021   | 96.2                       | 9,607   | 97.4    | 1,832   | 3,328   | 4,315    | 132    |
| 小計    | 597,420   | 99.4    | 2,410  | 16,519   | 416,675   | 161,816  | 96.8    | 253,732                    | 97.7    | 75,004  | 77,560  | 86,850  | 14,318   |        |
| 中四国   | 鳥取        | 15,205  | 100.2  | 10       | 34        | 11,302   | 3,859   | 99.7                       | 7,611   | 106.5   | 4,150   | 820     | 2,464    | 177    |
|       | 島根        | 13,878  | 100.7  | 18       | 44        | 10,442   | 3,374   | 99.6                       | 7,462   | 97.7    | 3,740   | 1,504   | 2,201    | 17     |
|       | 岡山        | 54,420  | 100.0  | 134      | 405       | 39,490   | 14,391  | 99.0                       | 24,847  | 105.5   | 9,889   | 6,398   | 8,305    | 255    |
|       | 広島        | 76,195  | 101.2  | 141      | 806       | 54,844   | 20,404  | 98.8                       | 41,341  | 96.9    | 19,629  | 5,561   | 13,686   | 2,465  |
|       | 山口        | 40,184  | 95.6   | 63       | 211       | 31,936   | 7,974   | 99.3                       | 9,130   | 95.2    | 3,928   | 1,868   | 3,097    | 237    |
|       | 徳島        | 18,670  | 96.4   | 22       | 98        | 14,202   | 4,348   | 99.4                       | 8,242   | 99.0    | 4,388   | 1,613   | 2,161    | 80     |
|       | 香川        | 27,236  | 99.3   | 20       | 94        | 20,260   | 6,862   | 99.6                       | 9,696   | 95.9    | 5,374   | 1,675   | 2,639    | 8      |
|       | 愛媛        | 36,271  | 100.7  | 28       | 90        | 27,448   | 8,705   | 99.7                       | 16,749  | 95.6    | 6,014   | 5,064   | 5,069    | 602    |
|       | 高知        | 19,765  | 99.6   | 32       | 239       | 13,401   | 6,093   | 98.6                       | 9,140   | 103.2   | 4,036   | 2,723   | 2,201    | 180    |
|       | 小計        | 301,824 | 99.5   | 468      | 2,021     | 223,325  | 76,010  | 99.2                       | 134,218 | 99.1    | 61,148  | 27,226  | 41,823   | 4,021  |
| 九州    | 福岡        | 154,383 | 102.3  | 103      | 301       | 108,561  | 45,418  | 99.7                       | 65,920  | 104.4   | 27,595  | 16,815  | 19,311   | 2,199  |
|       | 佐賀        | 19,863  | 102.9  | 27       | 212       | 14,610   | 5,014   | 98.8                       | 13,634  | 94.0    | 5,756   | 4,169   | 3,379    | 330    |
|       | 長崎        | 38,035  | 99.4   | 116      | 810       | 28,464   | 8,645   | 97.6                       | 16,898  | 106.7   | 7,486   | 3,367   | 5,480    | 565    |
|       | 熊本        | 52,127  | 101.7  | 76       | 784       | 38,173   | 13,094  | 98.4                       | 22,790  | 109.2   | 11,684  | 3,744   | 6,464    | 898    |
|       | 大分        | 35,036  | 100.9  | 39       | 245       | 26,808   | 7,944   | 99.2                       | 12,604  | 103.9   | 5,536   | 2,838   | 3,791    | 439    |
|       | 宮崎        | 29,073  | 97.5   | 29       | 125       | 21,446   | 7,473   | 99.5                       | 12,550  | 91.5    | 5,005   | 2,737   | 4,090    | 418    |
|       | 鹿児島       | 46,262  | 98.5   | 43       | 273       | 34,322   | 11,624  | 99.3                       | 16,562  | 97.6    | 7,713   | 3,090   | 5,712    | 47     |
|       | 沖縄        | 40,162  | 107.2  | 36       | 298       | 31,163   | 8,665   | 99.2                       | 15,676  | 98.1    | 8,201   | 2,764   | 4,343    | 368    |
| 小計    | 414,941   | 101.5   | 469    | 3,048    | 303,547   | 107,877  | 99.2    | 176,334                    | 102.0   | 78,976  | 39,524  | 52,570  | 5,264    |        |
| 全国合計  | 3,440,811 | 100.9   | 19,185 | 108,117  | 2,431,998 | 881,511  | 96.3    | 1,562,912                  | 98.7    | 615,325 | 402,395 | 467,793 | 77,399   |        |

1)「400mL献血率」は400mL献血者数の合計(人)÷全血献血者数の合計(人)。

(5) 受入施設別献血者数

令和5年1月～令和5年12月累計

| ブロック名 | 項目<br>都道府県 | 血液センター |       |      |           | 献血ルーム   |       |      |           | 献血バス    |       |      |        | オープン献血 |       |      |       |
|-------|------------|--------|-------|------|-----------|---------|-------|------|-----------|---------|-------|------|--------|--------|-------|------|-------|
|       |            | 人      | %     | %    | 人         | 人       | %     | %    | 人         | 人       | %     | %    | 人      | 人      | %     | %    | 人     |
|       |            |        |       |      |           |         |       |      |           |         |       |      |        |        |       |      |       |
| 北海道   | 北海道        | 22,203 | 98.0  | 8.9  | 66.3      | 94,491  | 99.9  | 37.7 | 63.1      | 133,622 | 97.8  | 53.4 | 47.1   |        |       |      |       |
|       | 小計         | 22,203 | 98.0  | 8.9  | 66.3      | 94,491  | 99.9  | 37.7 | 63.1      | 133,622 | 97.8  | 53.4 | 47.1   |        |       |      |       |
| 東北    | 青森         |        |       |      |           | 21,440  | 96.4  | 45.7 | 31.6      | 25,449  | 102.1 | 54.3 | 39.8   |        |       |      |       |
|       | 岩手         |        |       |      |           | 17,702  | 101.6 | 40.7 | 48.5      | 25,713  | 101.3 | 59.1 | 39.6   | 103    | 71.5  | 0.2  | 51.5  |
|       | 宮城         |        |       |      |           | 51,740  | 96.4  | 56.9 | 71.2      | 39,056  | 100.9 | 43.0 | 47.1   | 102    | 217.0 | 0.1  | 51.0  |
|       | 秋田         | 7,197  | 90.9  | 19.4 | 27.9      | 11,103  | 93.1  | 30.0 | 30.8      | 18,726  | 99.7  | 50.6 | 42.9   |        |       |      |       |
|       | 福島         | 17,317 | 97.1  | 23.5 | 37.2      | 18,050  | 101.3 | 42.9 | 49.6      | 24,041  | 100.1 | 57.1 | 43.2   |        |       |      |       |
| 小計    | 24,514     | 95.2   | 7.3   | 33.9 | 136,932   | 97.9    | 41.0  | 47.9 | 172,484   | 100.0   | 51.6  | 43.3 | 205    | 107.3  | 0.1   | 51.3 |       |
| 関東甲信越 | 茨城         |        |       |      |           | 52,993  | 97.7  | 51.6 | 73.1      | 49,790  | 99.7  | 48.4 | 40.7   |        |       |      |       |
|       | 栃木         |        |       |      |           | 19,950  | 97.0  | 21.3 | 55.1      | 48,366  | 99.8  | 51.7 | 51.9   | 3,597  | 99.9  | 3.8  | 67.9  |
|       | 群馬         |        |       |      |           | 50,530  | 94.0  | 58.1 | 46.4      | 36,398  | 98.1  | 41.8 | 47.3   | 110    | 28.1  | 0.1  | 55.0  |
|       | 埼玉         |        |       |      |           | 163,621 | 98.5  | 68.1 | 67.5      | 76,341  | 104.7 | 31.8 | 45.2   | 305    | 82.0  | 0.1  | 61.0  |
|       | 千代田        |        |       |      |           | 157,533 | 101.8 | 66.9 | 75.4      | 71,603  | 102.6 | 30.4 | 48.0   | 6,282  | 124.3 | 2.7  | 60.4  |
|       | 東京         | 42     | 91.3  | 0.0  | 42.0      | 438,816 | 101.4 | 76.3 | 99.0      | 101,696 | 97.2  | 17.7 | 43.7   | 34,254 | 118.4 | 6.0  | 54.4  |
|       | 神奈川        |        |       |      |           | 239,378 | 101.5 | 71.9 | 84.3      | 89,973  | 104.0 | 27.0 | 43.9   | 3,495  | 136.0 | 1.1  | 49.2  |
|       | 新潟         |        |       |      |           | 64,816  | 99.7  | 70.2 | 89.0      | 27,575  | 102.4 | 29.8 | 50.0   |        |       |      |       |
| 山梨    |            |        |       |      | 20,003    | 97.1    | 54.5  | 55.1 | 16,689    | 100.5   | 45.5  | 45.1 |        |        |       |      |       |
| 長野    |            |        |       |      | 42,436    | 96.6    | 56.8  | 58.5 | 32,281    | 101.0   | 43.2  | 45.8 |        |        |       |      |       |
| 小計    | 21,594     | 99.3   | 1.2   | 59.2 | 1,250,076 | 100.2   | 66.8  | 79.2 | 550,712   | 101.1   | 29.4  | 45.5 | 48,043 | 117.4  | 2.6   | 55.5 |       |
| 東海北陸  | 富山         |        |       |      |           | 15,821  | 114.1 | 41.8 | 43.5      | 22,028  | 99.5  | 58.2 | 46.1   |        |       |      |       |
|       | 石川         |        |       |      |           | 25,432  | 101.9 | 56.7 | 41.5      | 19,388  | 99.8  | 43.3 | 50.4   |        |       |      |       |
|       | 福井         | 12,523 | 98.8  | 44.7 | 40.5      |         |       |      |           | 15,505  | 97.8  | 55.3 | 43.4   |        |       |      |       |
|       | 岐阜         | 18,207 | 96.3  | 26.9 | 58.5      | 14,264  | 125.3 | 21.1 | 41.5      | 35,116  | 96.6  | 52.0 | 43.0   |        |       |      |       |
|       | 静岡         |        |       |      |           | 57,855  | 99.5  | 44.1 | 53.0      | 73,199  | 99.9  | 55.9 | 46.0   |        |       |      |       |
| 愛三    | 22,570     | 99.3   | 7.6   | 38.3 | 180,133   | 100.0   | 60.8  | 74.2 | 86,109    | 100.8   | 29.1  | 44.6 | 7,330  | 105.2  | 2.5   | 59.6 |       |
| 三重    | 11,385     | 101.7  | 17.5  | 36.7 | 29,595    | 101.5   | 45.6  | 44.4 | 23,918    | 100.4   | 36.9  | 43.3 |        |        |       |      |       |
| 小計    | 64,685     | 98.8   | 9.6   | 42.6 | 323,100   | 101.7   | 48.2  | 58.7 | 275,263   | 99.6    | 41.1  | 45.0 | 7,330  | 105.2  | 1.1   | 59.6 |       |
| 近畿    | 滋賀         | 2,979  | 113.7 | 5.6  | 51.4      | 17,600  | 99.9  | 33.0 | 49.7      | 32,675  | 99.7  | 61.4 | 44.4   |        |       |      |       |
|       | 京都         |        |       |      |           | 63,936  | 97.4  | 57.6 | 58.7      | 46,628  | 99.2  | 42.0 | 47.3   | 502    | 87.5  | 0.5  | 45.6  |
|       | 大阪         | 21,199 | 94.5  | 5.5  | 56.2      | 249,919 | 100.1 | 64.8 | 77.5      | 106,064 | 99.6  | 27.5 | 39.4   | 8,494  | 89.6  | 2.2  | 47.1  |
|       | 兵庫         |        |       |      |           | 143,351 | 96.3  | 68.0 | 64.3      | 66,737  | 102.6 | 31.7 | 53.7   | 762    | 81.2  | 0.4  | 76.2  |
|       | 奈良         | 8,247  | 99.4  | 17.0 | 39.6      | 16,593  | 101.5 | 34.1 | 46.1      | 23,814  | 97.8  | 48.9 | 45.7   |        |       |      |       |
| 和歌山   |            |        |       |      | 12,633    | 99.8    | 30.3  | 40.5 | 29,019    | 97.5    | 69.7  | 47.7 |        |        |       |      |       |
| 小計    | 32,425     | 97.2   | 3.8   | 50.4 | 504,032   | 98.7    | 59.2  | 66.6 | 304,937   | 99.8    | 35.8  | 44.9 | 9,758  | 88.8   | 1.1   | 48.4 |       |
| 中四国   | 鳥取         | 4,798  | 99.1  | 21.0 | 28.9      | 9,980   | 107.8 | 43.7 | 39.8      | 8,038   | 97.8  | 35.2 | 46.2   |        |       |      |       |
|       | 島根         | 10,167 | 97.4  | 47.6 | 32.7      |         |       |      |           | 11,173  | 101.8 | 52.4 | 47.7   |        |       |      |       |
|       | 岡山         | 17,641 | 109.1 | 22.3 | 59.4      | 24,286  | 103.8 | 30.6 | 67.3      | 37,340  | 97.3  | 47.1 | 53.0   |        |       |      |       |
|       | 広島         |        |       |      |           | 59,675  | 98.8  | 50.8 | 83.1      | 57,695  | 100.4 | 49.1 | 53.7   | 166    | 112.2 | 0.1  | 55.3  |
|       | 山口         | 14,030 | 95.0  | 28.5 | 45.1      |         |       |      |           | 35,284  | 95.7  | 71.5 | 50.7   |        |       |      |       |
|       | 徳島         |        |       |      |           | 15,137  | 97.1  | 56.2 | 44.5      | 11,775  | 97.2  | 43.8 | 39.6   |        |       |      |       |
|       | 香川         |        |       |      |           | 18,503  | 98.8  | 50.1 | 51.3      | 18,429  | 97.9  | 49.9 | 56.4   |        |       |      |       |
|       | 愛媛         |        |       |      |           | 26,695  | 96.9  | 50.3 | 73.9      | 25,992  | 101.6 | 49.0 | 50.6   | 333    | 84.5  | 0.6  | 111.0 |
| 高知    |            |        |       |      | 15,144    | 104.2   | 52.4  | 42.1 | 13,761    | 97.1    | 47.6  | 40.4 |        |        |       |      |       |
| 小計    | 46,636     | 100.9  | 10.7  | 43.0 | 169,420   | 100.0   | 38.9  | 61.6 | 219,487   | 98.6    | 50.3  | 50.3 | 499    | 92.1   | 0.1   | 83.2 |       |
| 九州    | 福岡         | 19,097 | 95.9  | 57.0 | 52.9      | 114,869 | 103.0 | 52.1 | 63.5      | 100,994 | 102.9 | 45.8 | 57.5   | 4,440  | 99.0  | 2.0  | 62.5  |
|       | 佐賀         |        |       |      |           | 24,786  | 104.2 | 45.1 | 39.8      | 14,400  | 103.7 | 43.0 | 46.0   |        |       |      |       |
|       | 長崎         |        |       |      |           | 20,281  | 99.0  | 27.1 | 64.6      | 30,147  | 99.4  | 54.9 | 41.4   |        |       |      |       |
|       | 熊本         | 20,646 | 108.0 | 27.6 | 68.8      | 23,008  | 102.4 | 48.3 | 63.4      | 33,990  | 104.6 | 45.4 | 51.5   |        |       |      |       |
|       | 大宮         |        |       |      |           | 18,450  | 91.4  | 44.6 | 51.0      | 24,632  | 101.0 | 51.7 | 46.3   |        |       |      |       |
| 鹿児島   | 15,034     | 100.3  | 23.9  | 48.7 | 13,607    | 99.7    | 21.7  | 44.1 | 22,873    | 99.5    | 55.4  | 47.3 |        |        |       |      |       |
| 沖縄    |            |        |       |      | 22,239    | 97.3    | 39.8  | 62.1 | 34,183    | 96.9    | 54.4  | 42.3 |        |        |       |      |       |
| 小計    | 54,777     | 101.4  | 9.3   | 56.5 | 237,240   | 101.0   | 40.1  | 57.3 | 292,993   | 102.3   | 49.6  | 49.6 | 6,265  | 103.1  | 1.1   | 60.8 |       |
| 全国合計  | 266,834    | 99.1   | 5.3   | 47.3 | 2,715,291 | 100.0   | 54.3  | 67.7 | 1,949,498 | 100.2   | 39.0  | 46.3 | 72,100 | 109.6  | 1.4   | 55.4 |       |
| 稼働数   | 5,641      |        |       |      | 40,095    |         |       |      | 42,097    |         |       |      | 1,303  |        |       |      |       |

1)「構成比」は施設別献血者数(人)/献血者数合計(人)。  
 2)「構成比」は端数処理しているため、合計が必ずしも100%にはならない。  
 3)「オープン献血」は、事業所や学校の会議室等を会場として行う献血受入れ方式。  
 4)「稼働数」とは、血液センター・献血ルームでは開設日数を、献血バスでは配車台数を、オープン献血では献血会場数をいう。

(6) 年代別・男女別献血者数(10~30代)

令和5年1月~令和5年12月累計

| ブロック名 | 項目<br>都道府県 | 16~19歳 |         |        |       |         | 20~29歳  |         |         |       |         | 30~39歳  |         |        |       |     |
|-------|------------|--------|---------|--------|-------|---------|---------|---------|---------|-------|---------|---------|---------|--------|-------|-----|
|       |            | 男性     | 女性      | 合計     | 前年比   | 献血率     | 男性      | 女性      | 合計      | 前年比   | 献血率     | 男性      | 女性      | 合計     | 前年比   | 献血率 |
|       |            |        |         |        |       |         |         |         |         |       |         |         |         |        |       |     |
| 北海道   | 北海道        | 7,038  | 5,444   | 12,482 | 95.3  | 7.3     | 21,287  | 13,141  | 34,428  | 96.1  | 7.6     | 23,925  | 11,227  | 35,152 | 96.5  | 6.8 |
|       | 小計         | 7,038  | 5,444   | 12,482 | 95.3  | 7.3     | 21,287  | 13,141  | 34,428  | 96.1  | 7.6     | 23,925  | 11,227  | 35,152 | 96.5  | 6.8 |
| 東北    | 青森         | 1,348  | 1,407   | 2,755  | 96.9  | 6.6     | 3,852   | 2,508   | 6,360   | 98.1  | 6.7     | 5,015   | 2,293   | 7,308  | 98.5  | 6.4 |
|       | 岩手         | 960    | 847     | 1,807  | 88.6  | 4.4     | 3,543   | 2,460   | 6,003   | 100.5 | 6.3     | 4,781   | 1,897   | 6,678  | 101.6 | 5.9 |
|       | 宮城         | 2,445  | 1,956   | 4,401  | 98.6  | 5.4     | 8,527   | 4,969   | 13,496  | 94.2  | 6.0     | 9,769   | 4,240   | 14,009 | 94.0  | 5.5 |
|       | 秋田         | 586    | 679     | 1,265  | 84.4  | 4.3     | 3,239   | 1,615   | 4,854   | 91.2  | 7.5     | 4,186   | 1,643   | 5,829  | 91.5  | 7.1 |
|       | 山形         | 1,190  | 1,012   | 2,202  | 99.5  | 5.9     | 3,340   | 2,176   | 5,516   | 99.0  | 6.6     | 4,594   | 2,098   | 6,692  | 94.7  | 6.6 |
|       | 福島         | 1,518  | 1,453   | 2,971  | 107.1 | 4.4     | 5,799   | 2,471   | 8,270   | 92.8  | 5.2     | 8,549   | 2,870   | 11,419 | 95.7  | 6.1 |
|       | 小計         | 8,047  | 7,354   | 15,401 | 97.3  | 5.2     | 28,300  | 16,199  | 44,499  | 95.5  | 6.2     | 36,894  | 15,041  | 51,935 | 95.7  | 6.1 |
| 関東甲信越 | 茨城         | 2,653  | 3,138   | 5,791  | 92.0  | 5.5     | 7,304   | 4,761   | 12,065  | 95.9  | 4.3     | 9,944   | 4,268   | 14,212 | 95.8  | 4.6 |
|       | 栃木         | 4,008  | 3,758   | 7,766  | 86.7  | 10.9    | 7,247   | 4,514   | 11,761  | 96.4  | 6.4     | 9,984   | 4,346   | 14,330 | 97.1  | 6.8 |
|       | 群馬         | 2,556  | 3,049   | 5,605  | 101.7 | 7.7     | 5,769   | 4,001   | 9,770   | 89.5  | 5.2     | 8,361   | 3,577   | 11,938 | 92.0  | 6.0 |
|       | 埼玉         | 5,748  | 4,858   | 10,606 | 98.6  | 4.0     | 18,039  | 11,344  | 29,383  | 95.2  | 3.7     | 23,362  | 9,961   | 33,323 | 97.4  | 3.9 |
|       | 千葉         | 5,688  | 4,621   | 10,309 | 100.5 | 4.6     | 19,196  | 13,047  | 32,243  | 98.8  | 4.8     | 22,705  | 10,873  | 33,578 | 99.8  | 4.7 |
|       | 東京         | 12,262 | 12,306  | 24,568 | 99.7  | 5.7     | 54,376  | 47,145  | 101,521 | 98.9  | 5.8     | 60,491  | 35,566  | 96,057 | 97.5  | 5.1 |
|       | 神奈川        | 6,510  | 6,048   | 12,558 | 97.6  | 3.8     | 25,680  | 18,711  | 44,391  | 99.3  | 4.4     | 32,295  | 14,241  | 46,536 | 99.8  | 4.4 |
|       | 新潟         | 1,737  | 1,943   | 3,680  | 95.9  | 4.8     | 7,319   | 4,660   | 11,979  | 95.3  | 6.6     | 9,824   | 3,859   | 13,683 | 96.3  | 6.4 |
|       | 山梨         | 1,643  | 1,132   | 2,775  | 94.1  | 9.0     | 2,790   | 1,653   | 4,443   | 89.9  | 5.7     | 3,467   | 1,369   | 4,836  | 93.1  | 6.0 |
|       | 長野         | 1,315  | 1,101   | 2,416  | 89.7  | 3.2     | 5,771   | 3,447   | 9,218   | 96.2  | 5.1     | 7,511   | 3,007   | 10,518 | 94.7  | 5.3 |
| 小計    | 44,120     | 41,954 | 86,074  | 97.0   | 5.1   | 153,491 | 113,283 | 266,774 | 97.5    | 5.0   | 187,944 | 91,067  | 279,011 | 97.5   | 4.9   |     |
| 東海北陸  | 富山         | 997    | 786     | 1,783  | 101.8 | 4.8     | 3,550   | 1,850   | 5,400   | 100.5 | 5.7     | 4,231   | 1,531   | 5,762  | 103.5 | 5.8 |
|       | 石川         | 1,361  | 849     | 2,210  | 109.5 | 5.2     | 3,728   | 2,215   | 5,943   | 97.5  | 5.3     | 4,354   | 1,626   | 5,980  | 93.7  | 5.3 |
|       | 福井         | 443    | 521     | 964    | 104.7 | 3.3     | 1,921   | 1,277   | 3,198   | 96.1  | 4.5     | 3,051   | 960     | 4,011  | 95.0  | 5.2 |
|       | 岐阜         | 1,483  | 1,614   | 3,097  | 112.7 | 4.1     | 4,374   | 2,899   | 7,273   | 100.0 | 3.8     | 6,383   | 2,429   | 8,812  | 97.5  | 4.5 |
|       | 静岡         | 3,111  | 2,885   | 5,996  | 97.2  | 4.5     | 9,798   | 5,394   | 15,192  | 97.1  | 4.5     | 14,386  | 4,701   | 19,087 | 96.3  | 5.0 |
|       | 愛知         | 6,354  | 6,201   | 12,555 | 90.3  | 4.4     | 24,804  | 18,915  | 43,719  | 94.4  | 5.2     | 30,646  | 12,781  | 43,427 | 98.1  | 4.9 |
|       | 三重         | 1,151  | 739     | 1,890  | 101.5 | 2.8     | 4,887   | 2,176   | 7,063   | 96.2  | 4.1     | 7,357   | 2,117   | 9,474  | 97.6  | 5.2 |
| 小計    | 14,900     | 13,595 | 28,495  | 97.0   | 4.3   | 53,062  | 34,726  | 87,788  | 96.1    | 4.8   | 70,408  | 26,145  | 96,553  | 97.5   | 5.0   |     |
| 近畿    | 滋賀         | 1,326  | 916     | 2,242  | 90.9  | 3.9     | 4,310   | 2,025   | 6,335   | 92.6  | 4.3     | 5,847   | 1,801   | 7,648  | 100.0 | 4.8 |
|       | 京都         | 2,277  | 1,584   | 3,861  | 91.4  | 4.1     | 10,088  | 6,077   | 16,165  | 93.7  | 6.1     | 10,742  | 4,554   | 15,296 | 96.2  | 5.9 |
|       | 大阪         | 6,406  | 6,522   | 12,928 | 88.2  | 4.1     | 29,699  | 27,384  | 57,083  | 95.3  | 5.8     | 34,513  | 20,438  | 54,951 | 97.1  | 5.5 |
|       | 兵庫         | 3,881  | 3,146   | 7,027  | 87.8  | 3.5     | 15,169  | 10,943  | 26,112  | 92.2  | 4.9     | 20,349  | 8,926   | 29,275 | 95.3  | 5.1 |
|       | 奈良         | 777    | 888     | 1,665  | 96.2  | 3.3     | 3,395   | 2,403   | 5,798   | 95.3  | 4.8     | 4,588   | 2,013   | 6,601  | 95.6  | 5.2 |
|       | 和歌山        | 1,252  | 885     | 2,137  | 102.9 | 6.6     | 2,833   | 2,099   | 4,932   | 94.8  | 6.2     | 3,862   | 1,855   | 5,717  | 94.0  | 6.5 |
| 小計    | 15,919     | 13,941 | 29,860  | 90.0   | 4.0   | 65,494  | 50,931  | 116,425 | 94.2    | 5.5   | 79,901  | 39,587  | 119,488 | 96.5   | 5.5   |     |
| 中国    | 鳥取         | 453    | 233     | 686    | 114.1 | 3.4     | 2,160   | 820     | 2,980   | 102.8 | 6.5     | 2,945   | 756     | 3,701  | 98.5  | 6.8 |
|       | 島根         | 433    | 127     | 560    | 118.9 | 2.3     | 1,641   | 666     | 2,307   | 94.4  | 4.3     | 2,304   | 750     | 3,054  | 96.6  | 4.9 |
|       | 岡山         | 1,782  | 1,037   | 2,819  | 116.5 | 4.0     | 6,949   | 3,376   | 10,325  | 101.9 | 5.6     | 8,194   | 3,033   | 11,227 | 94.6  | 5.7 |
|       | 広島         | 2,911  | 1,463   | 4,374  | 89.5  | 4.2     | 10,490  | 4,577   | 15,067  | 96.5  | 5.6     | 12,074  | 4,060   | 16,134 | 96.3  | 5.5 |
|       | 山口         | 1,160  | 487     | 1,647  | 81.1  | 3.5     | 4,223   | 1,383   | 5,606   | 93.9  | 5.0     | 5,604   | 1,221   | 6,825  | 94.7  | 5.5 |
|       | 徳島         | 473    | 172     | 645    | 98.5  | 2.6     | 2,018   | 685     | 2,703   | 89.8  | 4.5     | 3,191   | 922     | 4,113  | 93.1  | 5.9 |
|       | 香川         | 1,138  | 407     | 1,545  | 110.0 | 4.3     | 2,827   | 1,228   | 4,055   | 91.1  | 4.6     | 3,957   | 1,215   | 5,172  | 96.9  | 5.3 |
|       | 愛媛         | 1,320  | 718     | 2,038  | 90.7  | 4.3     | 5,099   | 2,518   | 7,617   | 92.3  | 6.8     | 5,511   | 2,010   | 7,521  | 95.3  | 5.8 |
|       | 高知         | 515    | 418     | 933    | 100.1 | 3.9     | 2,440   | 1,532   | 3,972   | 99.3  | 7.3     | 3,116   | 1,557   | 4,673  | 97.9  | 7.6 |
|       | 小計         | 10,185 | 5,062   | 15,247 | 97.4  | 3.8     | 37,847  | 16,785  | 54,632  | 96.3  | 5.6     | 46,896  | 15,524  | 62,420 | 95.8  | 5.7 |
| 九州    | 福岡         | 7,370  | 2,733   | 10,103 | 103.4 | 5.4     | 19,007  | 10,650  | 29,657  | 98.0  | 5.6     | 23,002  | 9,930   | 32,932 | 98.9  | 5.7 |
|       | 佐賀         | 636    | 400     | 1,036  | 89.0  | 3.3     | 2,233   | 1,449   | 3,682   | 92.4  | 5.0     | 3,606   | 1,399   | 5,005  | 96.0  | 6.1 |
|       | 長崎         | 1,156  | 554     | 1,710  | 95.4  | 3.6     | 4,484   | 2,012   | 6,496   | 98.3  | 6.2     | 6,695   | 2,037   | 8,732  | 95.9  | 7.0 |
|       | 熊本         | 2,359  | 901     | 3,260  | 89.4  | 5.1     | 5,639   | 2,840   | 8,479   | 96.0  | 5.5     | 8,118   | 2,760   | 10,878 | 100.9 | 6.1 |
|       | 大分         | 705    | 367     | 1,072  | 96.8  | 2.7     | 3,596   | 1,437   | 5,033   | 97.0  | 5.1     | 5,213   | 1,610   | 6,823  | 96.2  | 6.2 |
|       | 宮崎         | 812    | 480     | 1,292  | 95.4  | 3.3     | 3,173   | 1,420   | 4,593   | 91.6  | 5.3     | 4,513   | 1,614   | 6,127  | 94.4  | 5.9 |
|       | 鹿児島        | 1,189  | 706     | 1,895  | 98.0  | 3.2     | 5,028   | 2,265   | 7,293   | 91.4  | 5.8     | 7,557   | 2,488   | 10,045 | 93.8  | 6.3 |
|       | 沖縄         | 2,220  | 816     | 3,036  | 138.4 | 4.8     | 4,904   | 1,910   | 6,814   | 97.2  | 4.4     | 7,879   | 2,183   | 10,062 | 98.4  | 5.7 |
|       | 小計         | 16,447 | 6,957   | 23,404 | 101.9 | 4.4     | 48,064  | 23,983  | 72,047  | 96.2  | 5.4     | 66,583  | 24,021  | 90,604 | 97.5  | 6.0 |
| 全国合計  | 116,656    | 94,307 | 210,963 | 96.4   | 4.7   | 407,545 | 269,048 | 676,593 | 96.3    | 5.3   | 512,551 | 222,612 | 735,163 | 97.0   | 5.3   |     |

1) 「献血率」は献血者(人)/政府統計の総合窓口(e-Stat)で公表されている令和5年1月1日現在の人口(人)。

2) 16~19歳の「献血率」は、政府統計の総合窓口(e-Stat)で公表されている令和5年1月1日現在の15~19歳の人口から、『令和2年国勢調査人口等基本集計(総務省統計局)』に基づく令和5年の15歳人口を差引いた人口により算出。



## (6)年代別・男女別献血者数(40～60代)

令和5年1月～令和5年12月累計

| ブロック名 | 項目<br>都道府県 | 40～49歳  |         |           |       |         | 50～59歳    |         |           |       |         | 60～69歳  |         |         |       |     |
|-------|------------|---------|---------|-----------|-------|---------|-----------|---------|-----------|-------|---------|---------|---------|---------|-------|-----|
|       |            | 男性      | 女性      | 合計        | 前年比   | 献血率     | 男性        | 女性      | 合計        | 前年比   | 献血率     | 男性      | 女性      | 合計      | 前年比   | 献血率 |
|       |            |         |         |           |       |         |           |         |           |       |         |         |         |         |       |     |
| 北海道   | 北海道        | 41,677  | 16,820  | 58,497    | 95.9  | 8.4     | 51,143    | 19,615  | 70,758    | 101.3 | 9.9     | 29,679  | 9,320   | 38,999  | 103.2 | 5.7 |
|       | 小計         | 41,677  | 16,820  | 58,497    | 95.9  | 8.4     | 51,143    | 19,615  | 70,758    | 101.3 | 9.9     | 29,679  | 9,320   | 38,999  | 103.2 | 5.7 |
| 東北    | 青森         | 8,040   | 3,368   | 11,408    | 97.6  | 7.2     | 9,349     | 3,700   | 13,049    | 100.6 | 7.7     | 4,585   | 1,424   | 6,009   | 104.5 | 3.3 |
|       | 岩手         | 7,563   | 2,844   | 10,407    | 98.0  | 6.8     | 8,947     | 3,160   | 12,107    | 104.4 | 7.7     | 5,013   | 1,503   | 6,516   | 106.1 | 3.8 |
|       | 宮城         | 16,482  | 5,468   | 21,950    | 94.5  | 6.8     | 19,295    | 6,441   | 25,736    | 102.8 | 8.6     | 8,956   | 2,350   | 11,306  | 108.0 | 3.9 |
|       | 秋田         | 6,856   | 2,456   | 9,312     | 94.7  | 7.9     | 7,839     | 2,667   | 10,506    | 99.7  | 8.6     | 4,097   | 1,163   | 5,260   | 104.0 | 3.6 |
|       | 山形         | 7,291   | 2,804   | 10,095    | 98.2  | 7.6     | 8,386     | 3,546   | 11,932    | 103.2 | 9.0     | 4,228   | 1,426   | 5,654   | 110.3 | 3.7 |
|       | 福島         | 13,701  | 4,211   | 17,912    | 94.2  | 7.6     | 16,605    | 5,086   | 21,691    | 99.5  | 9.1     | 9,200   | 2,250   | 11,450  | 104.2 | 4.3 |
|       | 小計         | 59,933  | 21,151  | 81,084    | 95.8  | 7.2     | 70,421    | 24,600  | 95,021    | 101.6 | 8.5     | 36,079  | 10,116  | 46,195  | 106.1 | 3.8 |
| 関東甲信越 | 茨城         | 17,669  | 6,458   | 24,127    | 94.5  | 6.1     | 23,129    | 8,423   | 31,552    | 102.3 | 7.9     | 11,627  | 3,409   | 15,036  | 106.7 | 4.1 |
|       | 栃木         | 16,207  | 5,937   | 22,144    | 95.7  | 8.2     | 18,971    | 7,123   | 26,094    | 105.3 | 9.9     | 8,749   | 2,621   | 11,370  | 108.5 | 4.5 |
|       | 群馬         | 15,169  | 5,400   | 20,569    | 90.1  | 7.8     | 20,196    | 7,378   | 27,574    | 99.1  | 10.2    | 8,876   | 2,706   | 11,582  | 103.4 | 4.8 |
|       | 埼玉         | 41,286  | 15,524  | 56,810    | 95.1  | 5.3     | 56,281    | 21,725  | 78,006    | 104.8 | 7.1     | 24,380  | 7,759   | 32,139  | 109.0 | 3.9 |
|       | 千葉         | 38,056  | 16,201  | 54,257    | 96.7  | 6.0     | 52,794    | 21,477  | 74,271    | 107.3 | 8.0     | 22,733  | 8,027   | 30,760  | 111.1 | 4.3 |
|       | 東京         | 89,483  | 37,239  | 126,722   | 97.2  | 5.9     | 116,600   | 46,585  | 163,185   | 106.3 | 7.8     | 47,641  | 15,114  | 62,755  | 111.1 | 4.5 |
|       | 神奈川        | 54,585  | 19,002  | 73,587    | 97.1  | 5.4     | 82,714    | 28,054  | 110,768   | 105.4 | 7.7     | 35,309  | 9,697   | 45,006  | 113.0 | 4.5 |
|       | 新潟         | 16,601  | 5,799   | 22,400    | 94.9  | 7.8     | 20,034    | 7,185   | 27,219    | 105.5 | 9.4     | 10,539  | 2,891   | 13,430  | 112.3 | 4.6 |
|       | 山梨         | 5,373   | 2,282   | 7,655     | 94.2  | 7.4     | 8,229     | 3,230   | 11,459    | 102.6 | 9.9     | 4,097   | 1,427   | 5,524   | 114.7 | 5.2 |
|       | 長野         | 13,341  | 4,814   | 18,155    | 94.1  | 6.7     | 17,350    | 6,572   | 23,922    | 102.1 | 8.5     | 8,052   | 2,436   | 10,488  | 107.0 | 4.1 |
| 小計    | 307,770    | 118,656 | 426,426 | 95.9      | 6.0   | 416,298 | 157,752   | 574,050 | 105.1     | 8.0   | 182,003 | 56,087  | 238,090 | 110.3   | 4.4   |     |
| 東海北陸  | 富山         | 7,123   | 2,055   | 9,178     | 98.2  | 6.6     | 8,656     | 2,697   | 11,353    | 112.3 | 8.0     | 3,506   | 867     | 4,373   | 113.7 | 3.5 |
|       | 石川         | 8,068   | 2,842   | 10,910    | 96.0  | 7.1     | 10,622    | 3,434   | 14,056    | 106.1 | 9.3     | 4,511   | 1,210   | 5,721   | 108.7 | 4.2 |
|       | 福井         | 4,853   | 1,657   | 6,510     | 95.6  | 6.6     | 6,336     | 2,443   | 8,779     | 100.1 | 8.7     | 3,520   | 1,046   | 4,566   | 102.0 | 4.7 |
|       | 岐阜         | 12,220  | 4,009   | 16,229    | 95.1  | 6.1     | 16,142    | 5,835   | 21,977    | 103.8 | 8.0     | 7,826   | 2,373   | 10,199  | 109.3 | 4.2 |
|       | 静岡         | 23,765  | 7,417   | 31,182    | 95.1  | 6.3     | 31,421    | 10,360  | 41,781    | 103.7 | 8.2     | 14,211  | 3,605   | 17,816  | 107.0 | 3.9 |
|       | 愛知         | 50,320  | 18,238  | 68,558    | 96.5  | 6.4     | 68,206    | 22,885  | 91,091    | 104.4 | 8.4     | 28,836  | 7,956   | 36,792  | 113.2 | 4.6 |
| 三重    | 12,567     | 3,479   | 16,046  | 97.0      | 6.8   | 16,885  | 4,856     | 21,741  | 104.3     | 8.8   | 7,023   | 1,661   | 8,684   | 110.3   | 4.0   |     |
| 小計    | 118,916    | 39,697  | 158,613 | 96.1      | 6.4   | 158,268 | 52,510    | 210,778 | 104.5     | 8.4   | 69,433  | 18,718  | 88,151  | 110.2   | 4.3   |     |
| 近畿    | 滋賀         | 9,659   | 3,010   | 12,669    | 95.5  | 6.3     | 12,555    | 4,130   | 16,685    | 105.3 | 8.7     | 5,971   | 1,704   | 7,675   | 110.5 | 4.7 |
|       | 京都         | 17,375  | 6,637   | 24,012    | 93.6  | 7.0     | 24,998    | 9,712   | 34,710    | 101.2 | 9.8     | 12,915  | 4,107   | 17,022  | 107.3 | 6.1 |
|       | 大阪         | 57,476  | 26,331  | 83,807    | 93.9  | 6.8     | 87,127    | 37,096  | 124,223   | 103.9 | 9.5     | 38,454  | 14,230  | 52,684  | 109.5 | 5.7 |
|       | 兵庫         | 34,851  | 13,660  | 48,511    | 93.3  | 6.5     | 48,609    | 18,868  | 67,477    | 102.9 | 8.5     | 24,349  | 8,099   | 32,448  | 107.1 | 5.0 |
|       | 奈良         | 7,746   | 2,932   | 10,678    | 92.8  | 6.2     | 11,112    | 4,591   | 15,703    | 103.0 | 8.3     | 6,097   | 2,112   | 8,209   | 108.8 | 5.0 |
|       | 和歌山        | 6,674   | 2,727   | 9,401     | 94.5  | 8.1     | 8,858     | 4,087   | 12,945    | 101.2 | 10.1    | 4,799   | 1,721   | 6,520   | 103.2 | 5.3 |
| 小計    | 133,781    | 55,297  | 189,078 | 93.8      | 6.7   | 193,259 | 78,484    | 271,743 | 103.2     | 9.2   | 92,585  | 31,973  | 124,558 | 108.2   | 5.4   |     |
| 中国    | 鳥取         | 4,856   | 1,173   | 6,029     | 99.6  | 8.4     | 5,088     | 1,383   | 6,471     | 102.5 | 9.5     | 2,424   | 525     | 2,949   | 109.6 | 4.0 |
|       | 島根         | 4,123   | 1,225   | 5,348     | 93.0  | 6.4     | 5,138     | 1,521   | 6,659     | 105.2 | 8.4     | 2,762   | 650     | 3,412   | 104.7 | 3.9 |
|       | 岡山         | 14,865  | 5,145   | 20,010    | 96.5  | 8.1     | 18,070    | 6,365   | 24,435    | 105.7 | 10.1    | 7,958   | 2,493   | 10,451  | 107.9 | 4.7 |
|       | 広島         | 20,878  | 6,566   | 27,444    | 93.5  | 7.3     | 29,302    | 9,240   | 38,542    | 105.4 | 10.3    | 12,645  | 3,330   | 15,975  | 107.7 | 4.9 |
|       | 山口         | 9,552   | 2,317   | 11,869    | 90.7  | 7.0     | 12,514    | 3,377   | 15,891    | 99.1  | 9.3     | 5,971   | 1,505   | 7,476   | 102.3 | 4.4 |
|       | 徳島         | 5,317   | 1,753   | 7,070     | 97.4  | 7.5     | 6,284     | 1,837   | 8,121     | 98.5  | 8.6     | 3,490   | 770     | 4,260   | 103.7 | 4.3 |
|       | 香川         | 6,800   | 2,066   | 8,866     | 91.8  | 6.8     | 9,135     | 2,619   | 11,754    | 103.0 | 9.4     | 4,436   | 1,104   | 5,540   | 104.8 | 4.7 |
|       | 愛媛         | 9,662   | 3,289   | 12,951    | 97.6  | 7.4     | 11,336    | 4,152   | 15,488    | 101.7 | 8.8     | 5,631   | 1,774   | 7,405   | 111.5 | 4.2 |
|       | 高知         | 5,125   | 2,282   | 7,407     | 98.1  | 8.4     | 5,577     | 2,423   | 8,000     | 102.9 | 9.0     | 2,897   | 1,023   | 3,920   | 107.1 | 4.3 |
|       | 小計         | 81,178  | 25,816  | 106,994   | 94.9  | 7.4     | 102,444   | 32,917  | 135,361   | 103.3 | 9.5     | 48,214  | 13,174  | 61,388  | 106.8 | 4.5 |
| 九州    | 福岡         | 38,085  | 14,414  | 52,499    | 100.1 | 7.4     | 45,800    | 19,077  | 64,877    | 107.2 | 9.8     | 22,306  | 7,929   | 30,235  | 108.8 | 5.0 |
|       | 佐賀         | 6,160   | 2,374   | 8,534     | 94.7  | 8.2     | 7,039     | 2,963   | 10,002    | 105.9 | 10.0    | 4,098   | 1,140   | 5,238   | 105.0 | 4.8 |
|       | 長崎         | 10,573  | 3,200   | 13,773    | 100.4 | 8.6     | 12,425    | 3,881   | 16,306    | 102.6 | 9.7     | 6,213   | 1,703   | 7,916   | 113.2 | 4.2 |
|       | 熊本         | 13,950  | 4,288   | 18,238    | 102.3 | 8.3     | 17,042    | 5,257   | 22,299    | 109.5 | 10.4    | 9,289   | 2,474   | 11,763  | 110.5 | 5.0 |
|       | 大分         | 9,487   | 2,984   | 12,471    | 98.0  | 8.6     | 11,391    | 3,679   | 15,070    | 106.7 | 10.8    | 5,782   | 1,389   | 7,171   | 108.4 | 4.8 |
|       | 宮崎         | 7,741   | 2,641   | 10,382    | 91.9  | 7.6     | 9,123     | 3,156   | 12,279    | 98.7  | 9.4     | 5,208   | 1,442   | 6,650   | 100.8 | 4.5 |
|       | 鹿児島        | 11,966  | 3,449   | 15,415    | 94.2  | 7.8     | 14,399    | 4,296   | 18,695    | 103.5 | 9.6     | 7,651   | 1,830   | 9,481   | 106.8 | 4.1 |
|       | 沖縄         | 11,689  | 3,168   | 14,857    | 99.0  | 7.2     | 12,510    | 3,225   | 15,735    | 110.5 | 8.3     | 4,541   | 793     | 5,334   | 112.2 | 2.9 |
|       | 小計         | 109,651 | 36,518  | 146,169   | 98.5  | 7.8     | 129,729   | 45,534  | 175,263   | 106.2 | 9.7     | 65,088  | 18,700  | 83,788  | 108.4 | 4.5 |
|       | 全国合計       | 852,906 | 313,955 | 1,166,861 | 95.8  | 6.7     | 1,121,562 | 411,412 | 1,532,974 | 104.2 | 8.7     | 523,081 | 158,088 | 681,169 | 108.6 | 4.6 |

1)「献血率」は献血者(人)/政府統計の総合窓口(e-Stat)で公表されている令和5年1月1日現在の人口(人)。

(6)年代別・男女別献血者数(年代合計・年代別構成比)

令和5年1月～令和5年12月累計

| ブロック名 | 項目     | 年代合計      |         |        |           |         |        |           |         |      | 年代別構成比 |      |      |      |      |      |
|-------|--------|-----------|---------|--------|-----------|---------|--------|-----------|---------|------|--------|------|------|------|------|------|
|       |        | 合計        |         |        | 男性        |         |        | 女性        |         |      | 16     | 20   | 30   | 40   | 50   | 60   |
|       |        | 人         | %       | 献血率    | 人         | %       | 献血率    | 人         | %       | 献血率  | 19歳    | 29歳  | 39歳  | 49歳  | 59歳  | 69歳  |
| 北海道   | 北海道    | 250,316   | 98.6    | 7.7    | 174,749   | 99.1    | 10.9   | 75,567    | 97.3    | 4.6  | 5.0    | 13.8 | 14.0 | 23.4 | 28.3 | 15.6 |
|       | 小計     | 250,316   | 98.6    | 7.7    | 174,749   | 99.1    | 10.9   | 75,567    | 97.3    | 4.6  | 5.0    | 13.8 | 14.0 | 23.4 | 28.3 | 15.6 |
| 東北    | 青森     | 46,889    | 99.4    | 6.1    | 32,189    | 100.4   | 8.4    | 14,700    | 97.4    | 3.9  | 5.9    | 13.6 | 15.6 | 24.3 | 27.8 | 12.8 |
|       | 岩手     | 43,518    | 101.3   | 5.9    | 30,807    | 100.3   | 8.2    | 12,711    | 104.0   | 3.5  | 4.2    | 13.8 | 15.3 | 23.9 | 27.8 | 15.0 |
|       | 宮城     | 90,898    | 98.4    | 6.2    | 65,474    | 100.0   | 8.8    | 25,424    | 94.3    | 3.5  | 4.8    | 14.8 | 15.4 | 24.1 | 28.3 | 12.4 |
|       | 秋田     | 37,026    | 95.9    | 6.6    | 26,803    | 97.2    | 9.4    | 10,223    | 92.5    | 3.7  | 3.4    | 13.1 | 15.7 | 25.1 | 28.4 | 14.2 |
|       | 山形     | 42,091    | 100.6   | 6.6    | 29,029    | 100.9   | 9.0    | 13,062    | 100.1   | 4.2  | 5.2    | 13.1 | 15.9 | 24.0 | 28.3 | 13.4 |
|       | 福島     | 73,713    | 97.7    | 6.4    | 55,372    | 97.4    | 9.3    | 18,341    | 98.7    | 3.3  | 4.0    | 11.2 | 15.5 | 24.3 | 29.4 | 15.5 |
|       | 小計     | 334,135   | 98.7    | 6.3    | 239,674   | 99.3    | 8.9    | 94,461    | 97.4    | 3.6  | 4.6    | 13.3 | 15.5 | 24.3 | 28.4 | 13.8 |
| 関東甲信越 | 茨城     | 102,783   | 98.7    | 5.5    | 72,326    | 99.5    | 7.5    | 30,457    | 96.8    | 3.4  | 5.6    | 11.7 | 13.8 | 23.5 | 30.7 | 14.6 |
|       | 栃木     | 93,465    | 99.1    | 7.5    | 65,166    | 100.3   | 10.0   | 28,299    | 96.4    | 4.7  | 8.3    | 12.6 | 15.3 | 23.7 | 27.9 | 12.2 |
|       | 群馬     | 87,038    | 95.4    | 7.1    | 60,927    | 96.2    | 9.6    | 26,111    | 93.5    | 4.4  | 6.4    | 11.2 | 13.7 | 23.6 | 31.7 | 13.3 |
|       | 埼玉     | 240,267   | 100.3   | 4.9    | 169,096   | 100.5   | 6.7    | 71,171    | 100.0   | 3.0  | 4.4    | 12.2 | 13.9 | 23.6 | 32.5 | 13.4 |
|       | 千葉     | 235,418   | 102.5   | 5.7    | 161,172   | 103.1   | 7.5    | 74,246    | 101.3   | 3.7  | 4.4    | 13.7 | 14.3 | 23.0 | 31.5 | 13.1 |
|       | 東京都    | 574,808   | 101.5   | 5.9    | 380,853   | 102.6   | 7.8    | 193,955   | 99.5    | 4.1  | 4.3    | 17.7 | 16.7 | 22.0 | 28.4 | 10.9 |
|       | 神奈川県   | 332,846   | 102.5   | 5.4    | 237,093   | 104.0   | 7.4    | 95,753    | 98.8    | 3.2  | 3.8    | 13.3 | 14.0 | 22.1 | 33.3 | 13.5 |
|       | 新潟     | 92,391    | 100.5   | 6.9    | 66,054    | 101.7   | 9.6    | 26,337    | 97.6    | 4.0  | 4.0    | 13.0 | 14.8 | 24.2 | 29.5 | 14.5 |
|       | 山梨     | 36,692    | 98.6    | 7.1    | 25,599    | 99.0    | 9.7    | 11,093    | 97.8    | 4.4  | 7.6    | 12.1 | 13.2 | 20.9 | 31.2 | 15.1 |
|       | 長野     | 74,717    | 98.4    | 5.9    | 53,340    | 99.3    | 8.3    | 21,377    | 96.5    | 3.5  | 3.2    | 12.3 | 14.1 | 24.3 | 32.0 | 14.0 |
|       | 小計     | 1,870,425 | 100.8   | 5.8    | 1,291,626 | 101.8   | 7.8    | 578,799   | 98.8    | 3.7  | 4.6    | 14.3 | 14.9 | 22.8 | 30.7 | 12.7 |
| 東海北陸  | 富山     | 37,849    | 105.1   | 5.9    | 28,063    | 105.2   | 8.6    | 9,786     | 105.1   | 3.1  | 4.7    | 14.3 | 15.2 | 24.2 | 30.0 | 11.6 |
|       | 石川     | 44,820    | 101.0   | 6.3    | 32,644    | 101.2   | 9.1    | 12,176    | 100.6   | 3.5  | 4.9    | 13.3 | 13.3 | 24.3 | 31.4 | 12.8 |
|       | 福井     | 28,028    | 98.2    | 5.9    | 20,124    | 98.0    | 8.3    | 7,904     | 99.0    | 3.4  | 3.4    | 11.4 | 14.3 | 23.2 | 31.3 | 16.3 |
|       | 岐阜     | 67,587    | 101.4   | 5.4    | 48,428    | 101.0   | 7.7    | 19,159    | 102.4   | 3.1  | 4.6    | 10.8 | 13.0 | 24.0 | 32.5 | 15.1 |
|       | 静岡県    | 131,054   | 99.7    | 5.7    | 96,692    | 99.5    | 8.1    | 34,362    | 100.4   | 3.1  | 4.6    | 11.6 | 14.6 | 23.8 | 31.9 | 13.6 |
|       | 愛知県    | 296,142   | 100.3   | 6.0    | 209,166   | 101.0   | 8.1    | 86,976    | 98.6    | 3.6  | 4.2    | 14.8 | 14.7 | 23.2 | 30.8 | 12.4 |
| 三重    | 64,898 | 101.2     | 5.8     | 49,870 | 101.1     | 8.7     | 15,028 | 101.4     | 2.7     | 2.9  | 10.9   | 14.6 | 24.7 | 33.5 | 13.4 |      |
|       | 小計     | 670,378   | 100.6   | 5.8    | 484,987   | 100.8   | 8.2    | 185,391   | 100.0   | 3.3  | 4.3    | 13.1 | 14.4 | 23.7 | 31.4 | 13.1 |
| 近畿    | 滋賀     | 53,254    | 100.5   | 5.8    | 39,668    | 100.1   | 8.5    | 13,586    | 101.4   | 3.0  | 4.2    | 11.9 | 14.4 | 23.8 | 31.3 | 14.4 |
|       | 京都     | 111,066   | 98.1    | 7.0    | 78,395    | 98.5    | 9.9    | 32,671    | 97.3    | 4.1  | 3.5    | 14.6 | 13.8 | 21.6 | 31.3 | 15.3 |
|       | 大阪     | 385,676   | 99.4    | 6.7    | 253,675   | 100.7   | 8.9    | 132,001   | 96.9    | 4.5  | 3.4    | 14.8 | 14.2 | 21.7 | 32.2 | 13.7 |
|       | 兵庫県    | 210,850   | 98.1    | 6.0    | 147,208   | 99.1    | 8.5    | 63,642    | 95.9    | 3.6  | 3.3    | 12.4 | 13.9 | 23.0 | 32.0 | 15.4 |
|       | 奈良     | 48,654    | 99.3    | 5.9    | 33,715    | 100.3   | 8.4    | 14,939    | 97.1    | 3.5  | 3.4    | 11.9 | 13.6 | 21.9 | 32.3 | 16.9 |
| 和歌山   | 41,652 | 98.2      | 7.3     | 28,278 | 99.3      | 10.1    | 13,374 | 95.9      | 4.7     | 5.1  | 11.8   | 13.7 | 22.6 | 31.1 | 15.7 |      |
|       | 小計     | 851,152   | 98.9    | 6.5    | 580,939   | 99.9    | 8.9    | 270,213   | 96.9    | 4.1  | 3.5    | 13.7 | 14.0 | 22.2 | 31.9 | 14.6 |
| 中四国   | 鳥取     | 22,816    | 102.2   | 6.8    | 17,926    | 102.5   | 10.7   | 4,890     | 101.4   | 2.9  | 3.0    | 13.1 | 16.2 | 26.4 | 28.4 | 12.9 |
|       | 島根     | 21,340    | 99.6    | 5.5    | 16,401    | 99.7    | 8.3    | 4,939     | 99.3    | 2.6  | 2.6    | 10.8 | 14.3 | 25.1 | 31.2 | 16.0 |
|       | 岡山     | 79,267    | 101.7   | 6.8    | 57,818    | 101.4   | 9.9    | 21,449    | 102.4   | 3.7  | 3.6    | 13.0 | 14.2 | 25.2 | 30.8 | 13.2 |
|       | 広島     | 117,536   | 99.6    | 6.7    | 88,300    | 100.1   | 10.0   | 29,236    | 98.0    | 3.4  | 3.7    | 12.8 | 13.7 | 23.3 | 32.8 | 13.6 |
|       | 山口     | 49,314    | 95.5    | 6.2    | 39,024    | 96.3    | 9.8    | 10,290    | 92.4    | 2.6  | 3.3    | 11.4 | 13.8 | 24.1 | 32.2 | 15.2 |
|       | 徳島     | 26,912    | 97.2    | 6.1    | 20,773    | 97.9    | 9.4    | 6,139     | 94.8    | 2.8  | 2.4    | 10.0 | 15.3 | 26.3 | 30.2 | 15.8 |
|       | 香川     | 36,932    | 98.4    | 6.2    | 28,293    | 98.7    | 9.5    | 8,639     | 97.3    | 2.9  | 4.2    | 11.0 | 14.0 | 24.0 | 31.8 | 15.0 |
|       | 愛媛     | 53,020    | 99.1    | 6.5    | 38,559    | 100.4   | 9.5    | 14,461    | 95.5    | 3.5  | 3.8    | 14.4 | 14.2 | 24.4 | 29.2 | 14.0 |
|       | 高知     | 28,905    | 100.7   | 7.1    | 19,670    | 101.4   | 9.6    | 9,235     | 99.3    | 4.5  | 3.2    | 13.7 | 16.2 | 25.6 | 27.7 | 13.6 |
|       |        | 小計        | 436,042 | 99.4   | 6.5       | 326,764 | 99.8   | 9.7       | 109,278 | 98.0 | 3.3    | 3.5  | 12.5 | 14.3 | 24.5 | 31.0 |
| 九州    | 福岡     | 220,303   | 102.9   | 6.7    | 155,570   | 103.2   | 9.6    | 64,733    | 102.3   | 3.9  | 4.6    | 13.5 | 14.9 | 23.8 | 29.4 | 13.7 |
|       | 佐賀     | 33,497    | 99.1    | 6.7    | 23,772    | 99.9    | 9.6    | 9,725     | 97.2    | 3.9  | 3.1    | 11.0 | 14.9 | 25.5 | 29.9 | 15.6 |
|       | 長崎     | 54,933    | 101.5   | 6.9    | 41,546    | 101.6   | 10.6   | 13,387    | 101.1   | 3.3  | 3.1    | 11.8 | 15.9 | 25.1 | 29.7 | 14.4 |
|       | 熊本     | 74,917    | 103.9   | 7.0    | 56,397    | 104.2   | 10.7   | 18,520    | 103.0   | 3.4  | 4.4    | 11.3 | 14.5 | 24.3 | 29.8 | 15.7 |
|       | 大分     | 47,640    | 101.7   | 7.0    | 36,174    | 101.5   | 10.6   | 11,466    | 102.2   | 3.4  | 2.3    | 10.6 | 14.3 | 26.2 | 31.6 | 15.1 |
|       | 宮崎     | 41,323    | 95.7    | 6.4    | 30,570    | 97.3    | 9.6    | 10,753    | 91.4    | 3.3  | 3.1    | 11.1 | 14.8 | 25.1 | 29.7 | 16.1 |
|       | 鹿児島    | 62,824    | 98.3    | 6.5    | 47,790    | 98.2    | 10.1   | 15,034    | 98.6    | 3.0  | 3.0    | 11.6 | 16.0 | 24.5 | 29.8 | 15.1 |
|       | 沖縄     | 55,838    | 104.5   | 5.7    | 43,743    | 104.6   | 8.9    | 12,095    | 104.2   | 2.5  | 5.4    | 12.2 | 18.0 | 26.6 | 28.2 | 9.6  |
|       | 小計     | 591,275   | 101.7   | 6.6    | 435,562   | 102.0   | 9.9    | 155,713   | 100.9   | 3.5  | 4.0    | 12.2 | 15.3 | 24.7 | 29.6 | 14.2 |
| 全国合計  |        | 5,003,723 | 100.2   | 6.2    | 3,534,301 | 100.9   | 8.6    | 1,469,422 | 98.6    | 3.7  | 4.2    | 13.5 | 14.7 | 23.3 | 30.6 | 13.6 |

1)「献血率」は、政府統計の総合窓口(e-Stat)で公表されている令和5年1月1日現在の15～69歳の人口から、『令和2年国勢調査人口等基本集計(総務省統計局)』に基づく令和5年の15歳人口を差し引いた人口により算出。

2)「年代別構成比」は端数処理しているため、合計が必ずしも100%にはならない。

## (7)年代別・男女別初回献血者数・初回献血者率(10~30代)

| ブロック名<br>都道府県 |         | 令和5年1月~令和5年12月累計 |        |        |        |        |         |        |        |        |        |        |        |        |        |       |        |       |     |
|---------------|---------|------------------|--------|--------|--------|--------|---------|--------|--------|--------|--------|--------|--------|--------|--------|-------|--------|-------|-----|
|               |         | 16~19歳           |        |        |        |        |         | 20~29歳 |        |        |        |        |        | 30~39歳 |        |       |        |       |     |
|               |         | 合計               |        | 男性     |        | 女性     |         | 合計     |        | 男性     |        | 女性     |        | 合計     |        | 男性    |        | 女性    |     |
| 項目            | 人       | %                | 人      | %      | 人      | %      | 人       | %      | 人      | %      | 人      | %      | 人      | %      | 人      | %     | 人      | %     |     |
| 北海道           | 北海道     | 6,092            | 48.8   | 3,554  | 50.5   | 2,538  | 46.6    | 4,506  | 13.1   | 2,694  | 12.7   | 1,812  | 13.8   | 1,308  | 3.7    | 779   | 3.3    | 529   | 4.7 |
|               | 小計      | 6,092            | 48.8   | 3,554  | 50.5   | 2,538  | 46.6    | 4,506  | 13.1   | 2,694  | 12.7   | 1,812  | 13.8   | 1,308  | 3.7    | 779   | 3.3    | 529   | 4.7 |
| 東北            | 青森      | 1,459            | 53.0   | 776    | 57.6   | 683    | 48.5    | 927    | 14.6   | 569    | 14.8   | 358    | 14.3   | 316    | 4.3    | 193   | 3.8    | 123   | 5.4 |
|               | 岩手      | 926              | 51.2   | 500    | 52.1   | 426    | 50.3    | 834    | 13.9   | 502    | 14.2   | 332    | 13.5   | 280    | 4.2    | 202   | 4.2    | 78    | 4.1 |
|               | 宮城      | 2,097            | 47.6   | 1,207  | 49.4   | 890    | 45.5    | 2,136  | 15.8   | 1,338  | 15.7   | 798    | 16.1   | 609    | 4.3    | 419   | 4.3    | 190   | 4.5 |
|               | 秋田      | 627              | 49.6   | 276    | 47.1   | 351    | 51.7    | 682    | 14.1   | 449    | 13.9   | 233    | 14.4   | 196    | 3.4    | 129   | 3.1    | 67    | 4.1 |
|               | 山形      | 1,266            | 57.5   | 714    | 60.0   | 552    | 54.5    | 904    | 16.4   | 588    | 17.6   | 316    | 14.5   | 282    | 4.2    | 191   | 4.2    | 91    | 4.3 |
|               | 福島      | 1,546            | 52.0   | 790    | 52.0   | 756    | 52.0    | 1,208  | 14.6   | 850    | 14.7   | 358    | 14.5   | 503    | 4.4    | 339   | 4.0    | 164   | 5.7 |
|               | 小計      | 7,921            | 51.4   | 4,263  | 53.0   | 3,658  | 49.7    | 6,691  | 15.0   | 4,296  | 15.2   | 2,395  | 14.8   | 2,186  | 4.2    | 1,473 | 4.0    | 713   | 4.7 |
| 関東甲信越         | 茨城      | 3,109            | 53.7   | 1,538  | 58.0   | 1,571  | 50.1    | 1,584  | 13.1   | 1,063  | 14.6   | 521    | 10.9   | 649    | 4.6    | 435   | 4.4    | 214   | 5.0 |
|               | 栃木      | 3,939            | 50.7   | 2,038  | 50.8   | 1,901  | 50.6    | 1,480  | 12.6   | 952    | 13.1   | 528    | 11.7   | 608    | 4.2    | 396   | 4.0    | 212   | 4.9 |
|               | 群馬      | 3,070            | 54.8   | 1,395  | 54.6   | 1,675  | 54.9    | 1,301  | 13.3   | 794    | 13.8   | 507    | 12.7   | 479    | 4.0    | 288   | 3.4    | 191   | 5.3 |
|               | 埼玉      | 5,110            | 48.2   | 2,951  | 51.3   | 2,159  | 44.4    | 4,311  | 14.7   | 2,728  | 15.1   | 1,583  | 14.0   | 1,603  | 4.8    | 1,063 | 4.6    | 540   | 5.4 |
|               | 千葉      | 5,143            | 49.9   | 2,862  | 50.3   | 2,281  | 49.4    | 4,856  | 15.1   | 2,906  | 15.1   | 1,950  | 14.9   | 1,478  | 4.4    | 953   | 4.2    | 525   | 4.8 |
|               | 東京      | 11,034           | 44.9   | 5,799  | 47.3   | 5,235  | 42.5    | 14,716 | 14.5   | 7,922  | 14.6   | 6,794  | 14.4   | 3,855  | 4.0    | 2,281 | 3.8    | 1,574 | 4.4 |
|               | 神奈川     | 6,265            | 49.9   | 3,286  | 50.5   | 2,979  | 49.3    | 7,486  | 16.9   | 4,099  | 16.0   | 3,387  | 18.1   | 2,414  | 5.2    | 1,443 | 4.5    | 971   | 6.8 |
|               | 新潟      | 1,758            | 47.8   | 868    | 50.0   | 890    | 45.8    | 1,635  | 13.6   | 966    | 13.2   | 669    | 14.4   | 517    | 3.8    | 324   | 3.3    | 193   | 5.0 |
|               | 山梨      | 1,998            | 72.0   | 1,137  | 69.2   | 861    | 76.1    | 594    | 13.4   | 398    | 14.3   | 196    | 11.9   | 204    | 4.2    | 141   | 4.1    | 63    | 4.6 |
|               | 長野      | 1,117            | 46.2   | 623    | 47.4   | 494    | 44.9    | 1,291  | 14.0   | 827    | 14.3   | 464    | 13.5   | 446    | 4.2    | 326   | 4.3    | 120   | 4.0 |
|               | 小計      | 42,543           | 49.4   | 22,497 | 51.0   | 20,046 | 47.8    | 39,254 | 14.7   | 22,655 | 14.8   | 16,599 | 14.7   | 12,253 | 4.4    | 7,650 | 4.1    | 4,603 | 5.1 |
| 東海北陸          | 富山      | 1,047            | 58.7   | 596    | 59.8   | 451    | 57.4    | 993    | 18.4   | 658    | 18.5   | 335    | 18.1   | 270    | 4.7    | 195   | 4.6    | 75    | 4.9 |
|               | 石川      | 1,144            | 51.8   | 712    | 52.3   | 432    | 50.9    | 979    | 16.5   | 611    | 16.4   | 368    | 16.6   | 286    | 4.8    | 188   | 4.3    | 98    | 6.0 |
|               | 岐阜      | 615              | 63.8   | 286    | 64.6   | 329    | 63.1    | 606    | 18.9   | 373    | 19.4   | 233    | 18.2   | 204    | 5.1    | 145   | 4.8    | 59    | 6.1 |
|               | 福井      | 1,502            | 48.5   | 768    | 51.8   | 734    | 45.5    | 1,185  | 16.3   | 761    | 17.4   | 424    | 14.6   | 420    | 4.8    | 292   | 4.6    | 128   | 5.3 |
|               | 静岡      | 3,541            | 59.1   | 1,931  | 62.1   | 1,610  | 55.8    | 2,307  | 15.2   | 1,439  | 14.7   | 868    | 16.1   | 1,015  | 5.3    | 657   | 4.6    | 358   | 7.6 |
|               | 愛知      | 5,362            | 42.7   | 2,849  | 44.8   | 2,513  | 40.5    | 6,246  | 14.3   | 3,646  | 14.7   | 2,600  | 13.7   | 2,094  | 4.8    | 1,414 | 4.6    | 680   | 5.3 |
| 三重            | 964     | 51.0             | 660    | 57.3   | 304    | 41.1   | 1,088   | 15.4   | 741    | 15.2   | 347    | 15.9   | 472    | 5.0    | 317    | 4.3   | 155    | 7.3   |     |
| 小計            | 14,175  | 49.7             | 7,802  | 52.4   | 6,373  | 46.9   | 13,404  | 15.3   | 8,229  | 15.5   | 5,175  | 14.9   | 4,761  | 4.9    | 3,208  | 4.6   | 1,553  | 5.9   |     |
| 近畿            | 滋賀      | 1,255            | 56.0   | 762    | 57.5   | 493    | 53.8    | 948    | 15.0   | 629    | 14.6   | 319    | 15.8   | 387    | 5.1    | 264   | 4.5    | 123   | 6.8 |
|               | 京都      | 1,815            | 47.0   | 1,077  | 47.3   | 738    | 46.6    | 2,430  | 15.0   | 1,511  | 15.0   | 919    | 15.1   | 611    | 4.0    | 362   | 3.4    | 249   | 5.5 |
|               | 大阪      | 6,034            | 46.7   | 3,040  | 47.5   | 2,994  | 45.9    | 8,209  | 14.4   | 4,612  | 15.5   | 3,597  | 13.1   | 2,801  | 5.1    | 1,702 | 4.9    | 1,099 | 5.4 |
|               | 兵庫      | 3,395            | 48.3   | 1,799  | 46.4   | 1,596  | 50.7    | 3,901  | 14.9   | 2,187  | 14.4   | 1,714  | 15.7   | 1,398  | 4.8    | 855   | 4.2    | 543   | 6.1 |
|               | 奈良      | 793              | 47.6   | 407    | 52.4   | 386    | 43.5    | 965    | 16.6   | 566    | 16.7   | 399    | 16.6   | 284    | 4.3    | 162   | 3.5    | 122   | 6.1 |
| 和歌山           | 1,212   | 56.7             | 748    | 59.7   | 464    | 52.4   | 955     | 19.4   | 599    | 21.1   | 356    | 17.0   | 352    | 6.2    | 215    | 5.6   | 137    | 7.4   |     |
| 小計            | 14,504  | 48.6             | 7,833  | 49.2   | 6,671  | 47.9   | 17,408  | 15.0   | 10,104 | 15.4   | 7,304  | 14.3   | 5,833  | 4.9    | 3,560  | 4.5   | 2,273  | 5.7   |     |
| 中四国           | 鳥取      | 410              | 59.8   | 267    | 58.9   | 143    | 61.4    | 466    | 15.6   | 315    | 14.6   | 151    | 18.4   | 151    | 4.1    | 91    | 3.1    | 60    | 7.9 |
|               | 島根      | 339              | 60.5   | 257    | 59.4   | 82     | 64.6    | 421    | 18.2   | 296    | 18.0   | 125    | 18.8   | 140    | 4.6    | 101   | 4.4    | 39    | 5.2 |
|               | 岡山      | 1,663            | 59.0   | 1,084  | 60.8   | 579    | 55.8    | 1,925  | 18.6   | 1,276  | 18.4   | 649    | 19.2   | 475    | 4.2    | 322   | 3.9    | 153   | 5.0 |
|               | 広島      | 2,361            | 54.0   | 1,556  | 53.5   | 805    | 55.0    | 2,143  | 14.2   | 1,481  | 14.1   | 662    | 14.5   | 744    | 4.6    | 522   | 4.3    | 222   | 5.5 |
|               | 山口      | 956              | 58.0   | 675    | 58.2   | 281    | 57.7    | 938    | 16.7   | 731    | 17.3   | 207    | 15.0   | 393    | 5.8    | 292   | 5.2    | 101   | 8.3 |
|               | 徳島      | 351              | 54.4   | 255    | 53.9   | 96     | 55.8    | 358    | 13.2   | 253    | 12.5   | 105    | 15.3   | 146    | 3.5    | 99    | 3.1    | 47    | 5.1 |
|               | 香川      | 900              | 58.3   | 693    | 60.9   | 207    | 50.9    | 584    | 14.4   | 408    | 14.4   | 176    | 14.3   | 227    | 4.4    | 163   | 4.1    | 64    | 5.3 |
|               | 愛媛      | 1,118            | 54.9   | 792    | 60.0   | 326    | 45.4    | 1,065  | 14.0   | 758    | 14.9   | 307    | 12.2   | 369    | 4.9    | 262   | 4.8    | 107   | 5.3 |
| 高知            | 465     | 49.8             | 270    | 52.4   | 195    | 46.7   | 644     | 16.2   | 393    | 16.1   | 251    | 16.4   | 167    | 3.6    | 104    | 3.3   | 63     | 4.0   |     |
| 小計            | 8,563   | 56.2             | 5,849  | 57.4   | 2,714  | 53.6   | 8,544   | 15.6   | 5,911  | 15.6   | 2,633  | 15.7   | 2,812  | 4.5    | 1,956  | 4.2   | 856    | 5.5   |     |
| 九州            | 福岡      | 6,235            | 61.7   | 4,508  | 61.2   | 1,727  | 63.2    | 4,589  | 15.5   | 2,782  | 14.6   | 1,807  | 17.0   | 1,698  | 5.2    | 1,052 | 4.6    | 646   | 6.5 |
|               | 佐賀      | 604              | 58.3   | 391    | 61.5   | 213    | 53.3    | 604    | 16.4   | 357    | 16.0   | 247    | 17.0   | 283    | 5.7    | 186   | 5.2    | 97    | 6.9 |
|               | 長崎      | 988              | 57.8   | 679    | 58.7   | 309    | 55.8    | 868    | 13.4   | 526    | 11.7   | 342    | 17.0   | 313    | 3.6    | 207   | 3.1    | 106   | 5.2 |
|               | 熊本      | 1,985            | 60.9   | 1,439  | 61.0   | 546    | 60.6    | 1,143  | 13.5   | 710    | 12.6   | 433    | 15.2   | 439    | 4.0    | 284   | 3.5    | 155   | 5.6 |
|               | 大分      | 635              | 59.2   | 425    | 60.3   | 210    | 57.2    | 724    | 14.4   | 495    | 13.8   | 229    | 15.9   | 304    | 4.5    | 217   | 4.2    | 87    | 5.4 |
|               | 宮崎      | 795              | 61.5   | 513    | 63.2   | 282    | 58.8    | 727    | 15.8   | 490    | 15.4   | 237    | 16.7   | 336    | 5.5    | 204   | 4.5    | 132   | 8.2 |
|               | 鹿児島     | 1,163            | 61.4   | 691    | 58.1   | 472    | 66.9    | 1,098  | 15.1   | 723    | 14.4   | 375    | 16.6   | 461    | 4.6    | 313   | 4.1    | 148   | 5.9 |
|               | 沖縄      | 2,161            | 71.2   | 1,632  | 73.5   | 529    | 64.8    | 944    | 13.9   | 665    | 13.6   | 279    | 14.6   | 535    | 5.3    | 351   | 4.5    | 184   | 8.4 |
| 小計            | 14,566  | 62.2             | 10,278 | 62.5   | 4,288  | 61.6   | 10,697  | 14.8   | 6,748  | 14.0   | 3,949  | 16.5   | 4,369  | 4.8    | 2,814  | 4.2   | 1,555  | 6.5   |     |
| 全国合計          | 108,364 | 51.4             | 62,076 | 53.2   | 46,288 | 49.1   | 100,504 | 14.9   | 60,637 | 14.9   | 39,867 | 14.8   | 33,522 | 4.6    | 21,440 | 4.2   | 12,082 | 5.4   |     |

1)「初回者率」は初回献血者数(人)/年代別献血者数(人)。

(7)年代別・男女別初回献血者数・初回献血者率(40～60代)

令和5年1月～令和5年12月累計

| ブロック名 | 項目<br>都道府県 | 40～49歳 |        |       |       |     |        | 50～59歳 |       |       |       |     |       | 60～69歳 |       |     |       |     |      |
|-------|------------|--------|--------|-------|-------|-----|--------|--------|-------|-------|-------|-----|-------|--------|-------|-----|-------|-----|------|
|       |            | 合計     |        | 男性    |       | 女性  |        | 合計     |       | 男性    |       | 女性  |       | 合計     |       | 男性  |       | 女性  |      |
|       |            | 人      | 初回者率   | 人     | 初回者率  | 人   | 初回者率   | 人      | 初回者率  | 人     | 初回者率  | 人   | 初回者率  | 人      | 初回者率  | 人   | 初回者率  | 人   | 初回者率 |
| 北海道   | 北海道        | 980    | 1.7    | 583   | 1.4   | 397 | 2.4    | 659    | 0.9   | 357   | 0.7   | 302 | 1.5   | 129    | 0.3   | 74  | 0.2   | 55  | 0.6  |
|       | 小計         | 980    | 1.7    | 583   | 1.4   | 397 | 2.4    | 659    | 0.9   | 357   | 0.7   | 302 | 1.5   | 129    | 0.3   | 74  | 0.2   | 55  | 0.6  |
| 東北    | 青森         | 238    | 2.1    | 144   | 1.8   | 94  | 2.8    | 204    | 1.6   | 103   | 1.1   | 101 | 2.7   | 42     | 0.7   | 22  | 0.5   | 20  | 1.4  |
|       | 岩手         | 193    | 1.9    | 124   | 1.6   | 69  | 2.4    | 103    | 0.9   | 52    | 0.6   | 51  | 1.6   | 21     | 0.3   | 11  | 0.2   | 10  | 0.7  |
|       | 宮城         | 468    | 2.1    | 301   | 1.8   | 167 | 3.1    | 250    | 1.0   | 130   | 0.7   | 120 | 1.9   | 47     | 0.4   | 23  | 0.3   | 24  | 1.0  |
|       | 秋田         | 123    | 1.3    | 84    | 1.2   | 39  | 1.6    | 67     | 0.6   | 39    | 0.5   | 28  | 1.0   | 4      | 0.1   | 3   | 0.1   | 1   | 0.1  |
|       | 山形         | 230    | 2.3    | 136   | 1.9   | 94  | 3.4    | 165    | 1.4   | 84    | 1.0   | 81  | 2.3   | 32     | 0.6   | 14  | 0.3   | 18  | 1.3  |
|       | 福島         | 333    | 1.9    | 232   | 1.7   | 101 | 2.4    | 191    | 0.9   | 115   | 0.7   | 76  | 1.5   | 35     | 0.3   | 22  | 0.2   | 13  | 0.6  |
|       | 小計         | 1,585  | 2.0    | 1,021 | 1.7   | 564 | 2.7    | 980    | 1.0   | 523   | 0.7   | 457 | 1.9   | 181    | 0.4   | 95  | 0.3   | 86  | 0.9  |
| 関東甲信越 | 茨城         | 465    | 1.9    | 289   | 1.6   | 176 | 2.7    | 288    | 0.9   | 158   | 0.7   | 130 | 1.5   | 38     | 0.3   | 20  | 0.2   | 18  | 0.5  |
|       | 栃木         | 398    | 1.8    | 254   | 1.6   | 144 | 2.4    | 203    | 0.8   | 113   | 0.6   | 90  | 1.3   | 24     | 0.2   | 12  | 0.1   | 12  | 0.5  |
|       | 群馬         | 305    | 1.5    | 181   | 1.2   | 124 | 2.3    | 177    | 0.6   | 87    | 0.4   | 90  | 1.2   | 24     | 0.2   | 9   | 0.1   | 15  | 0.6  |
|       | 埼玉         | 1,223  | 2.2    | 724   | 1.8   | 499 | 3.2    | 1,109  | 1.4   | 559   | 1.0   | 550 | 2.5   | 200    | 0.6   | 94  | 0.4   | 106 | 1.4  |
|       | 千葉         | 965    | 1.8    | 591   | 1.6   | 374 | 2.3    | 695    | 0.9   | 351   | 0.7   | 344 | 1.6   | 107    | 0.3   | 49  | 0.2   | 58  | 0.7  |
|       | 東京         | 2,435  | 1.9    | 1,493 | 1.7   | 942 | 2.5    | 1,882  | 1.2   | 1,013 | 0.9   | 869 | 1.9   | 314    | 0.5   | 157 | 0.3   | 157 | 1.0  |
|       | 神奈川        | 1,665  | 2.3    | 989   | 1.8   | 676 | 3.6    | 1,249  | 1.1   | 622   | 0.8   | 627 | 2.2   | 179    | 0.4   | 93  | 0.3   | 86  | 0.9  |
|       | 新潟         | 405    | 1.8    | 243   | 1.5   | 162 | 2.8    | 319    | 1.2   | 178   | 0.9   | 141 | 2.0   | 75     | 0.6   | 46  | 0.4   | 29  | 1.0  |
|       | 山梨         | 139    | 1.8    | 91    | 1.7   | 48  | 2.1    | 90     | 0.8   | 62    | 0.8   | 28  | 0.9   | 25     | 0.5   | 17  | 0.4   | 8   | 0.6  |
|       | 長野         | 326    | 1.8    | 214   | 1.6   | 112 | 2.3    | 171    | 0.7   | 99    | 0.6   | 72  | 1.1   | 22     | 0.2   | 15  | 0.2   | 7   | 0.3  |
| 小計    | 8,326      | 2.0    | 5,069  | 1.6   | 3,257 | 2.7 | 6,183  | 1.1    | 3,242 | 0.8   | 2,941 | 1.9 | 1,008 | 0.4    | 512   | 0.3 | 496   | 0.9 |      |
| 東海北陸  | 富山         | 203    | 2.2    | 148   | 2.1   | 55  | 2.7    | 146    | 1.3   | 85    | 1.0   | 61  | 2.3   | 17     | 0.4   | 10  | 0.3   | 7   | 0.8  |
|       | 石川         | 188    | 1.7    | 124   | 1.5   | 64  | 2.3    | 128    | 0.9   | 55    | 0.5   | 73  | 2.1   | 20     | 0.3   | 11  | 0.2   | 9   | 0.7  |
|       | 福井         | 155    | 2.4    | 107   | 2.2   | 48  | 2.9    | 71     | 0.8   | 47    | 0.7   | 24  | 1.0   | 14     | 0.3   | 8   | 0.2   | 6   | 0.6  |
|       | 岐阜         | 304    | 1.9    | 203   | 1.7   | 101 | 2.5    | 210    | 1.0   | 108   | 0.7   | 102 | 1.7   | 29     | 0.3   | 17  | 0.2   | 12  | 0.5  |
|       | 静岡         | 636    | 2.0    | 394   | 1.7   | 242 | 3.3    | 432    | 1.0   | 214   | 0.7   | 218 | 2.1   | 86     | 0.5   | 38  | 0.3   | 48  | 1.3  |
|       | 愛知         | 1,383  | 2.0    | 858   | 1.7   | 525 | 2.9    | 1,138  | 1.2   | 595   | 0.9   | 543 | 2.4   | 202    | 0.5   | 125 | 0.4   | 77  | 1.0  |
|       | 三重         | 351    | 2.2    | 214   | 1.7   | 137 | 3.9    | 295    | 1.4   | 170   | 1.0   | 125 | 2.6   | 56     | 0.6   | 31  | 0.4   | 25  | 1.5  |
| 小計    | 3,220      | 2.0    | 2,048  | 1.7   | 1,172 | 3.0 | 2,420  | 1.1    | 1,274 | 0.8   | 1,146 | 2.2 | 424   | 0.5    | 240   | 0.3 | 184   | 1.0 |      |
| 近畿    | 滋賀         | 254    | 2.0    | 176   | 1.8   | 78  | 2.6    | 154    | 0.9   | 81    | 0.6   | 73  | 1.8   | 29     | 0.4   | 17  | 0.3   | 12  | 0.7  |
|       | 京都         | 449    | 1.9    | 279   | 1.6   | 170 | 2.6    | 369    | 1.1   | 192   | 0.8   | 177 | 1.8   | 78     | 0.5   | 46  | 0.4   | 32  | 0.8  |
|       | 大阪         | 2,059  | 2.5    | 1,281 | 2.2   | 778 | 3.0    | 1,822  | 1.5   | 1,052 | 1.2   | 770 | 2.1   | 382    | 0.7   | 231 | 0.6   | 151 | 1.1  |
|       | 兵庫         | 1,026  | 2.1    | 643   | 1.8   | 383 | 2.8    | 829    | 1.2   | 426   | 0.9   | 403 | 2.1   | 163    | 0.5   | 99  | 0.4   | 64  | 0.8  |
|       | 奈良         | 243    | 2.3    | 136   | 1.8   | 107 | 3.6    | 272    | 1.7   | 122   | 1.1   | 150 | 3.3   | 64     | 0.8   | 30  | 0.5   | 34  | 1.6  |
|       | 和歌山        | 217    | 2.3    | 143   | 2.1   | 74  | 2.7    | 123    | 1.0   | 74    | 0.8   | 49  | 1.2   | 27     | 0.4   | 12  | 0.3   | 15  | 0.9  |
| 小計    | 4,248      | 2.2    | 2,658  | 2.0   | 1,590 | 2.9 | 3,569  | 1.3    | 1,947 | 1.0   | 1,622 | 2.1 | 743   | 0.6    | 435   | 0.5 | 308   | 1.0 |      |
| 中四国   | 鳥取         | 66     | 1.1    | 44    | 0.9   | 22  | 1.9    | 50     | 0.8   | 24    | 0.5   | 26  | 1.9   | 6      | 0.2   | 3   | 0.1   | 3   | 0.6  |
|       | 島根         | 83     | 1.6    | 62    | 1.5   | 21  | 1.7    | 78     | 1.2   | 47    | 0.9   | 31  | 2.0   | 19     | 0.6   | 10  | 0.4   | 9   | 1.4  |
|       | 岡山         | 385    | 1.9    | 251   | 1.7   | 134 | 2.6    | 274    | 1.1   | 158   | 0.9   | 116 | 1.8   | 55     | 0.5   | 33  | 0.4   | 22  | 0.9  |
|       | 広島         | 598    | 2.2    | 412   | 2.0   | 186 | 2.8    | 599    | 1.6   | 364   | 1.2   | 235 | 2.5   | 118    | 0.7   | 80  | 0.6   | 38  | 1.1  |
|       | 山口         | 230    | 1.9    | 170   | 1.8   | 60  | 2.6    | 105    | 0.7   | 69    | 0.6   | 36  | 1.1   | 9      | 0.1   | 7   | 0.1   | 2   | 0.1  |
|       | 徳島         | 99     | 1.4    | 63    | 1.2   | 36  | 2.1    | 39     | 0.5   | 27    | 0.4   | 12  | 0.7   | 8      | 0.2   | 4   | 0.1   | 4   | 0.5  |
|       | 香川         | 186    | 2.1    | 108   | 1.6   | 78  | 3.8    | 110    | 0.9   | 66    | 0.7   | 44  | 1.7   | 19     | 0.3   | 9   | 0.2   | 10  | 0.9  |
|       | 愛媛         | 215    | 1.7    | 165   | 1.7   | 50  | 1.5    | 153    | 1.0   | 98    | 0.9   | 55  | 1.3   | 27     | 0.4   | 14  | 0.2   | 13  | 0.7  |
|       | 高知         | 122    | 1.6    | 81    | 1.6   | 41  | 1.8    | 104    | 1.3   | 57    | 1.0   | 47  | 1.9   | 24     | 0.6   | 9   | 0.3   | 15  | 1.5  |
| 小計    | 1,984      | 1.9    | 1,356  | 1.7   | 628   | 2.4 | 1,512  | 1.1    | 910   | 0.9   | 602   | 1.8 | 285   | 0.5    | 169   | 0.4 | 116   | 0.9 |      |
| 九州    | 福岡         | 1,053  | 2.0    | 623   | 1.6   | 430 | 3.0    | 550    | 0.8   | 302   | 0.7   | 248 | 1.3   | 101    | 0.3   | 55  | 0.2   | 46  | 0.6  |
|       | 佐賀         | 162    | 1.9    | 95    | 1.5   | 67  | 2.8    | 122    | 1.2   | 58    | 0.8   | 64  | 2.2   | 24     | 0.5   | 13  | 0.3   | 11  | 1.0  |
|       | 長崎         | 188    | 1.4    | 112   | 1.1   | 76  | 2.4    | 103    | 0.6   | 51    | 0.4   | 52  | 1.3   | 26     | 0.3   | 15  | 0.2   | 11  | 0.6  |
|       | 熊本         | 255    | 1.4    | 161   | 1.2   | 94  | 2.2    | 108    | 0.5   | 68    | 0.4   | 40  | 0.8   | 13     | 0.1   | 9   | 0.1   | 4   | 0.2  |
|       | 大分         | 230    | 1.8    | 160   | 1.7   | 70  | 2.3    | 189    | 1.3   | 100   | 0.9   | 89  | 2.4   | 49     | 0.7   | 30  | 0.5   | 19  | 1.4  |
|       | 宮崎         | 168    | 1.6    | 105   | 1.4   | 63  | 2.4    | 128    | 1.0   | 61    | 0.7   | 67  | 2.1   | 37     | 0.6   | 21  | 0.4   | 16  | 1.1  |
|       | 鹿児島        | 318    | 2.1    | 193   | 1.6   | 125 | 3.6    | 242    | 1.3   | 131   | 0.9   | 111 | 2.6   | 91     | 1.0   | 49  | 0.6   | 42  | 2.3  |
|       | 沖縄         | 283    | 1.9    | 175   | 1.5   | 108 | 3.4    | 181    | 1.2   | 93    | 0.7   | 88  | 2.7   | 22     | 0.4   | 11  | 0.2   | 11  | 1.4  |
| 小計    | 2,657      | 1.8    | 1,624  | 1.5   | 1,033 | 2.8 | 1,623  | 0.9    | 864   | 0.7   | 759   | 1.7 | 363   | 0.4    | 203   | 0.3 | 160   | 0.9 |      |
| 全国合計  | 23,000     | 2.0    | 14,359 | 1.7   | 8,641 | 2.8 | 16,946 | 1.1    | 9,117 | 0.8   | 7,829 | 1.9 | 3,133 | 0.5    | 1,728 | 0.3 | 1,405 | 0.9 |      |

1)「初回者率」は初回献血者数(人)/年代別献血者数(人)。

(8)職業別・男女別献血者数

令和5年1月～令和5年12月累計

| ブロック名 | 項目<br>都道府県 | 公務員     |         | 会社員       |           |         | 学 生    |        |           |         |         |         | そ の 他   |         |         |        |
|-------|------------|---------|---------|-----------|-----------|---------|--------|--------|-----------|---------|---------|---------|---------|---------|---------|--------|
|       |            |         |         |           |           | 高 校 生   |        |        | そ の 他 学 生 |         |         |         |         |         |         |        |
|       |            | 男性      | 女性      | 男性        | 女性        | 男性      | 女性     | 男性     | 女性        | 男性      | 女性      | 男性      | 女性      |         |         |        |
| 北海道   | 北海道        | 55,937  | 48,617  | 7,320     | 125,766   | 94,249  | 31,517 | 4,823  | 2,376     | 2,447   | 16,103  | 9,521   | 6,582   | 47,687  | 19,986  | 27,701 |
|       | 小計         | 55,937  | 48,617  | 7,320     | 125,766   | 94,249  | 31,517 | 4,823  | 2,376     | 2,447   | 16,103  | 9,521   | 6,582   | 47,687  | 19,986  | 27,701 |
| 東北    | 青森         | 10,647  | 8,883   | 1,764     | 22,721    | 16,698  | 6,023  | 1,537  | 690       | 847     | 2,715   | 1,314   | 1,401   | 9,269   | 4,604   | 4,665  |
|       | 岩手         | 8,777   | 7,074   | 1,703     | 24,045    | 18,407  | 5,638  | 732    | 340       | 392     | 2,226   | 1,119   | 1,107   | 7,738   | 3,867   | 3,871  |
|       | 宮城         | 15,616  | 13,210  | 2,406     | 50,576    | 39,327  | 11,249 | 2,139  | 1,143     | 996     | 6,077   | 3,701   | 2,376   | 16,490  | 8,093   | 8,397  |
|       | 秋田         | 7,552   | 6,485   | 1,067     | 19,506    | 15,077  | 4,429  | 597    | 206       | 391     | 1,343   | 710     | 633     | 8,028   | 4,325   | 3,703  |
|       | 山形         | 7,053   | 5,545   | 1,508     | 24,950    | 18,227  | 6,723  | 1,187  | 643       | 544     | 1,839   | 905     | 934     | 7,062   | 3,709   | 3,353  |
|       | 福島         | 11,100  | 9,166   | 1,934     | 45,640    | 36,828  | 8,812  | 1,570  | 671       | 899     | 2,237   | 1,327   | 910     | 13,166  | 7,380   | 5,786  |
| 小計    | 60,745     | 50,363  | 10,382  | 187,438   | 144,564   | 42,874  | 7,762  | 3,693  | 4,069     | 16,437  | 9,076   | 7,361   | 61,753  | 31,978  | 29,775  |        |
| 関東甲信越 | 茨城         | 15,287  | 12,638  | 2,649     | 59,022    | 46,379  | 12,643 | 3,901  | 1,640     | 2,261   | 4,455   | 2,412   | 2,043   | 20,118  | 9,257   | 10,861 |
|       | 栃木         | 11,170  | 9,012   | 2,158     | 57,284    | 44,207  | 13,077 | 5,896  | 2,971     | 2,925   | 3,905   | 1,993   | 1,912   | 15,210  | 6,983   | 8,227  |
|       | 群馬         | 12,929  | 10,544  | 2,385     | 47,511    | 37,668  | 9,843  | 3,426  | 1,447     | 1,979   | 4,158   | 2,084   | 2,074   | 19,014  | 9,184   | 9,830  |
|       | 埼玉         | 30,794  | 26,051  | 4,743     | 143,398   | 113,430 | 29,968 | 6,392  | 3,086     | 3,306   | 10,624  | 6,489   | 4,135   | 49,059  | 20,040  | 29,019 |
|       | 千葉         | 32,123  | 26,677  | 5,446     | 137,054   | 105,411 | 31,643 | 4,475  | 2,281     | 2,194   | 14,320  | 8,455   | 5,865   | 47,446  | 18,348  | 29,098 |
|       | 東京         | 58,590  | 47,170  | 11,420    | 356,056   | 256,461 | 99,595 | 8,319  | 3,570     | 4,749   | 48,458  | 26,905  | 21,553  | 103,385 | 46,747  | 56,638 |
|       | 神奈川        | 35,879  | 29,648  | 6,231     | 214,333   | 170,418 | 43,915 | 5,499  | 2,452     | 3,047   | 17,086  | 9,482   | 7,604   | 60,049  | 25,093  | 34,956 |
|       | 新潟         | 13,167  | 10,789  | 2,378     | 54,469    | 42,251  | 12,218 | 1,509  | 585       | 924     | 5,008   | 2,733   | 2,275   | 18,238  | 9,696   | 8,542  |
|       | 山梨         | 5,171   | 4,151   | 1,020     | 19,215    | 15,129  | 4,086  | 2,127  | 1,243     | 4,151   | 1,354   | 721     | 633     | 8,825   | 4,355   | 4,470  |
|       | 長野         | 10,570  | 8,490   | 2,080     | 46,059    | 36,285  | 9,774  | 1,288  | 619       | 669     | 2,879   | 1,659   | 1,220   | 13,921  | 6,287   | 7,634  |
| 小計    | 225,680    | 185,170 | 40,510  | 1,134,401 | 867,639   | 266,762 | 42,832 | 19,894 | 22,938    | 112,247 | 62,933  | 49,314  | 355,265 | 155,990 | 199,275 |        |
| 東海北陸  | 富山         | 4,279   | 3,441   | 838       | 24,966    | 20,004  | 4,962  | 946    | 561       | 385     | 1,842   | 971     | 871     | 5,816   | 3,086   | 2,730  |
|       | 石川         | 6,786   | 5,639   | 1,147     | 26,339    | 20,406  | 5,933  | 933    | 531       | 402     | 3,087   | 2,006   | 1,081   | 7,675   | 4,062   | 3,613  |
|       | 福井         | 3,781   | 3,109   | 672       | 18,443    | 14,058  | 4,385  | 637    | 255       | 382     | 810     | 453     | 357     | 4,357   | 2,249   | 2,108  |
|       | 岐阜         | 10,219  | 8,457   | 1,762     | 39,200    | 31,809  | 7,391  | 1,872  | 882       | 990     | 2,788   | 1,404   | 1,384   | 13,508  | 5,876   | 7,632  |
|       | 静岡         | 16,543  | 13,916  | 2,627     | 84,021    | 67,698  | 16,323 | 3,994  | 1,962     | 2,032   | 4,192   | 2,356   | 1,836   | 22,304  | 10,760  | 11,544 |
|       | 愛知         | 29,472  | 23,551  | 5,921     | 191,372   | 152,775 | 38,597 | 5,461  | 2,546     | 2,915   | 16,901  | 8,704   | 8,197   | 52,936  | 21,590  | 31,346 |
| 三重    | 11,203     | 9,659   | 1,544   | 39,677    | 33,069    | 6,608   | 1,068  | 644    | 424       | 1,841   | 1,053   | 788     | 11,109  | 5,445   | 5,664   |        |
| 小計    | 82,283     | 67,772  | 14,511  | 424,018   | 339,819   | 84,199  | 14,911 | 7,381  | 7,530     | 31,461  | 16,947  | 14,514  | 117,705 | 53,068  | 64,637  |        |
| 近畿    | 滋賀         | 6,925   | 5,643   | 1,282     | 32,921    | 27,345  | 5,576  | 1,084  | 568       | 516     | 3,010   | 1,980   | 1,030   | 9,314   | 4,132   | 5,182  |
|       | 京都         | 16,175  | 13,680  | 2,495     | 60,959    | 47,810  | 13,149 | 1,042  | 595       | 447     | 8,908   | 5,374   | 3,534   | 23,982  | 10,936  | 13,046 |
|       | 大阪         | 33,298  | 26,713  | 6,585     | 237,509   | 176,825 | 60,684 | 4,886  | 2,240     | 2,646   | 23,622  | 12,468  | 11,154  | 86,361  | 35,429  | 50,932 |
|       | 兵庫         | 27,839  | 22,779  | 5,060     | 125,015   | 98,949  | 26,066 | 2,839  | 1,503     | 1,336   | 10,694  | 5,850   | 4,844   | 44,463  | 18,127  | 26,336 |
|       | 奈良         | 7,262   | 5,969   | 1,293     | 25,998    | 20,882  | 5,116  | 854    | 395       | 459     | 2,654   | 1,258   | 1,396   | 11,886  | 5,211   | 6,675  |
| 和歌山   | 6,767      | 5,416   | 1,351   | 21,633    | 16,504    | 5,129   | 1,235  | 722    | 513       | 1,802   | 938     | 864     | 10,215  | 4,698   | 5,517   |        |
| 小計    | 98,266     | 80,200  | 18,066  | 504,035   | 388,315   | 115,720 | 11,940 | 6,023  | 5,917     | 50,690  | 27,868  | 22,822  | 186,221 | 78,533  | 107,688 |        |
| 中国四国  | 鳥取         | 5,402   | 4,659   | 743       | 12,294    | 10,057  | 2,237  | 226    | 159       | 67      | 973     | 607     | 366     | 3,921   | 2,444   | 1,477  |
|       | 島根         | 4,637   | 3,986   | 651       | 12,388    | 9,807   | 2,581  | 212    | 165       | 47      | 792     | 554     | 238     | 3,311   | 1,889   | 1,422  |
|       | 岡山         | 12,400  | 10,753  | 1,647     | 45,484    | 36,482  | 9,002  | 938    | 632       | 306     | 4,637   | 2,842   | 1,795   | 15,808  | 7,109   | 8,699  |
|       | 広島         | 18,140  | 15,819  | 2,321     | 70,306    | 58,091  | 12,215 | 1,518  | 939       | 579     | 6,152   | 4,104   | 2,048   | 21,420  | 9,347   | 12,073 |
|       | 山口         | 10,043  | 8,933   | 1,110     | 27,326    | 23,147  | 4,179  | 607    | 410       | 197     | 2,115   | 1,496   | 619     | 9,223   | 5,038   | 4,185  |
|       | 徳島         | 5,053   | 4,238   | 815       | 13,644    | 11,395  | 2,249  | 311    | 235       | 76      | 942     | 660     | 282     | 6,962   | 4,245   | 2,717  |
|       | 香川         | 5,862   | 5,016   | 846       | 21,038    | 17,261  | 3,777  | 754    | 570       | 184     | 1,568   | 1,051   | 517     | 7,710   | 4,395   | 3,315  |
|       | 愛媛         | 7,919   | 6,641   | 1,278     | 29,380    | 23,611  | 5,769  | 814    | 580       | 234     | 3,028   | 1,810   | 1,218   | 11,879  | 5,917   | 5,962  |
|       | 高知         | 5,853   | 4,493   | 1,360     | 13,298    | 9,957   | 3,341  | 288    | 166       | 122     | 1,671   | 930     | 741     | 7,795   | 4,124   | 3,671  |
| 小計    | 75,309     | 64,538  | 10,771  | 245,158   | 199,808   | 45,350  | 5,668  | 3,856  | 1,812     | 21,878  | 14,054  | 7,824   | 88,029  | 44,508  | 43,521  |        |
| 九州    | 福岡         | 32,425  | 27,821  | 4,604     | 124,209   | 94,975  | 29,234 | 4,295  | 3,471     | 824     | 14,168  | 9,498   | 4,670   | 45,206  | 19,805  | 25,401 |
|       | 佐賀         | 6,170   | 5,190   | 980       | 19,306    | 14,494  | 4,812  | 445    | 277       | 168     | 1,234   | 651     | 583     | 6,342   | 3,160   | 3,182  |
|       | 長崎         | 14,252  | 12,822  | 1,430     | 26,446    | 20,742  | 5,704  | 689    | 470       | 219     | 1,976   | 1,234   | 742     | 11,570  | 6,278   | 5,292  |
|       | 熊本         | 15,372  | 13,526  | 1,846     | 40,743    | 31,928  | 8,815  | 1,636  | 1,253     | 383     | 3,314   | 2,132   | 1,182   | 13,852  | 7,558   | 6,294  |
|       | 大分         | 9,369   | 8,213   | 1,156     | 27,327    | 22,144  | 5,183  | 430    | 275       | 155     | 1,533   | 1,018   | 515     | 8,981   | 4,524   | 4,457  |
|       | 宮崎         | 8,316   | 7,147   | 1,169     | 21,721    | 17,069  | 4,652  | 468    | 263       | 205     | 1,688   | 1,074   | 614     | 9,130   | 5,017   | 4,113  |
|       | 鹿児島        | 13,842  | 12,273  | 1,569     | 33,563    | 27,009  | 6,554  | 666    | 403       | 263     | 2,466   | 1,572   | 894     | 12,287  | 6,533   | 5,754  |
|       | 沖縄         | 13,400  | 11,958  | 1,442     | 27,080    | 22,003  | 5,077  | 1,788  | 1,336     | 452     | 2,437   | 1,634   | 803     | 11,133  | 6,812   | 4,321  |
| 小計    | 113,146    | 98,950  | 14,196  | 320,395   | 250,364   | 70,031  | 10,417 | 7,748  | 2,669     | 28,816  | 18,813  | 10,003  | 118,501 | 59,687  | 58,814  |        |
| 全国合計  | 711,366    | 595,610 | 115,756 | 2,941,211 | 2,284,758 | 656,453 | 98,353 | 50,971 | 47,382    | 277,632 | 159,212 | 118,420 | 975,161 | 443,750 | 531,411 |        |

1)「その他学生」は、大学生や専門学校生等。

2)「その他」は自営業や主婦を含む。

(9) 献血ができなかった人数

令和5年1月～令和5年12月累計

| ブロック名<br>都道府県 | 項目        | 献血<br>申込者<br>数 | 合 計    |       | 血 色 素   |        | 血 圧    |       | 服 薬    |       | 問 診 該 当 ① |       | 問 診 該 当 ② |        | 事 前 検 査 |       | そ の 他   |        |      |   |
|---------------|-----------|----------------|--------|-------|---------|--------|--------|-------|--------|-------|-----------|-------|-----------|--------|---------|-------|---------|--------|------|---|
|               |           |                | 人      | %     | 人       | %      | 人      | %     | 人      | %     | 人         | %     | 人         | %      | 人       | %     | 人       | %      | 人    | % |
|               |           |                | 人      | %     | 人       | %      | 人      | %     | 人      | %     | 人         | %     | 人         | %      | 人       | %     | 人       | %      | 人    | % |
| 北海道           |           | 274,984        | 24.668 | 9.0   | 99.5    | 9,002  | 36.5   | 1,129 | 4.6    | 2,376 | 9.6       | 569   | 2.3       | 3,664  | 14.9    | 1,933 | 7.8     | 5,995  | 24.3 |   |
| 小計            |           | 274,984        | 24,668 | 9.0   | 99.5    | 9,002  | 36.5   | 1,129 | 4.6    | 2,376 | 9.6       | 569   | 2.3       | 3,664  | 14.9    | 1,933 | 7.8     | 5,995  | 24.3 |   |
| 東北            | 青森        | 51,286         | 4,397  | 8.6   | 92.0    | 1,946  | 44.3   | 397   | 9.0    | 241   | 5.5       | 77    | 1.8       | 588    | 13.4    | 349   | 7.9     | 799    | 18.2 |   |
|               | 岩手        | 47,756         | 4,238  | 8.9   | 83.1    | 1,906  | 45.0   | 306   | 7.2    | 275   | 6.5       | 89    | 2.1       | 646    | 15.2    | 310   | 7.3     | 706    | 16.7 |   |
|               | 宮城        | 102,054        | 11,156 | 10.9  | 98.4    | 4,272  | 38.3   | 322   | 2.9    | 920   | 8.2       | 245   | 2.2       | 2,215  | 19.9    | 323   | 2.9     | 2,859  | 25.6 |   |
|               | 秋田        | 40,528         | 3,502  | 8.6   | 91.9    | 1,669  | 47.7   | 160   | 4.6    | 166   | 4.7       | 55    | 1.6       | 554    | 15.8    | 172   | 4.9     | 726    | 20.7 |   |
|               | 山形        | 45,261         | 3,170  | 7.0   | 113.6   | 1,758  | 55.5   | 215   | 6.8    | 253   | 8.0       | 89    | 2.8       | 339    | 10.7    | 103   | 3.2     | 413    | 13.0 |   |
|               | 福島        | 80,454         | 6,741  | 8.4   | 106.5   | 3,157  | 46.8   | 511   | 7.6    | 366   | 5.4       | 137   | 2.0       | 837    | 12.4    | 490   | 7.3     | 1,243  | 18.4 |   |
|               | 小計        | 367,339        | 33,204 | 9.0   | 97.2    | 14,708 | 44.3   | 1,911 | 5.8    | 2,221 | 6.7       | 692   | 2.1       | 5,179  | 15.6    | 1,747 | 5.3     | 6,746  | 20.3 |   |
| 関東甲信越         | 茨城        | 111,145        | 8,362  | 7.5   | 92.8    | 4,855  | 58.1   | 627   | 7.5    | 369   | 4.4       | 175   | 2.1       | 1,026  | 12.3    | 204   | 2.4     | 1,106  | 13.2 |   |
|               | 栃木        | 100,193        | 6,728  | 6.7   | 101.2   | 3,537  | 52.6   | 459   | 6.8    | 280   | 4.2       | 91    | 1.4       | 707    | 10.5    | 331   | 4.9     | 1,323  | 19.7 |   |
|               | 群馬        | 95,731         | 8,693  | 9.1   | 112.0   | 5,644  | 64.9   | 478   | 5.5    | 266   | 3.1       | 104   | 1.2       | 869    | 10.0    | 381   | 4.4     | 951    | 10.9 |   |
|               | 埼玉        | 267,374        | 27,107 | 10.1  | 92.5    | 12,881 | 47.5   | 1,268 | 4.7    | 1,244 | 4.6       | 611   | 2.3       | 3,025  | 11.2    | 1,156 | 4.3     | 6,922  | 25.5 |   |
|               | 千代田       | 260,380        | 24,962 | 9.6   | 104.0   | 10,828 | 43.4   | 1,203 | 4.8    | 2,121 | 8.5       | 512   | 2.1       | 3,660  | 14.7    | 1,029 | 4.1     | 5,609  | 22.5 |   |
|               | 東京都       | 652,301        | 77,493 | 11.9  | 102.6   | 42,463 | 54.8   | 2,126 | 2.7    | 3,654 | 4.7       | 2,332 | 3.0       | 11,084 | 14.3    | 3,484 | 4.5     | 12,350 | 15.9 |   |
|               | 神奈川       | 369,646        | 36,800 | 10.0  | 102.3   | 19,486 | 53.0   | 1,804 | 4.9    | 2,249 | 6.1       | 802   | 2.2       | 4,623  | 12.6    | 1,266 | 3.4     | 6,570  | 17.9 |   |
|               | 新潟        | 100,961        | 8,570  | 8.5   | 102.3   | 5,461  | 63.7   | 336   | 3.9    | 494   | 5.8       | 133   | 1.6       | 626    | 7.3     | 172   | 2.0     | 1,348  | 15.7 |   |
|               | 山梨        | 39,142         | 2,450  | 6.3   | 96.8    | 1,308  | 53.4   | 150   | 6.1    | 110   | 4.5       | 60    | 2.4       | 203    | 8.3     | 126   | 5.1     | 493    | 20.1 |   |
|               | 長野        | 80,701         | 5,984  | 7.4   | 90.9    | 3,139  | 52.5   | 293   | 4.9    | 391   | 6.5       | 109   | 1.8       | 885    | 14.8    | 234   | 3.9     | 933    | 15.6 |   |
| 小計            | 2,077,574 | 207,149        | 10.0   | 100.7 | 109,602 | 52.9   | 8,744  | 4.2   | 11,178 | 5.4   | 4,929     | 2.4   | 26,708    | 12.9   | 8,383   | 4.0   | 37,605  | 18.2   |      |   |
| 東海北陸          | 富山        | 41,636         | 3,787  | 9.1   | 110.2   | 1,963  | 51.8   | 311   | 8.2    | 272   | 7.2       | 102   | 2.7       | 359    | 9.5     | 122   | 3.2     | 658    | 17.4 |   |
|               | 石川        | 49,491         | 4,671  | 9.4   | 110.0   | 2,055  | 44.0   | 332   | 7.1    | 600   | 12.8      | 150   | 3.2       | 569    | 12.2    | 192   | 4.1     | 773    | 16.5 |   |
|               | 福井        | 30,324         | 2,296  | 7.6   | 88.5    | 1,161  | 50.6   | 163   | 7.1    | 163   | 7.1       | 51    | 2.2       | 251    | 10.9    | 133   | 5.8     | 374    | 16.3 |   |
|               | 岐阜        | 74,478         | 6,891  | 9.3   | 99.9    | 3,273  | 47.5   | 523   | 7.6    | 349   | 5.1       | 125   | 1.8       | 987    | 14.3    | 418   | 6.1     | 1,216  | 17.6 |   |
|               | 静岡        | 140,219        | 9,165  | 6.5   | 90.2    | 4,622  | 50.4   | 886   | 9.7    | 258   | 2.8       | 189   | 2.1       | 1,153  | 12.6    | 445   | 4.9     | 1,612  | 17.6 |   |
|               | 愛三        | 327,110        | 30,968 | 9.5   | 96.6    | 14,153 | 45.7   | 1,694 | 5.5    | 1,943 | 6.3       | 778   | 2.5       | 4,184  | 13.5    | 1,409 | 4.5     | 6,807  | 22.0 |   |
|               | 三重        | 70,090         | 5,192  | 7.4   | 93.0    | 2,737  | 52.7   | 306   | 5.9    | 213   | 4.1       | 116   | 2.2       | 410    | 7.9     | 258   | 5.0     | 1,152  | 22.2 |   |
| 小計            | 733,348   | 62,970         | 8.6    | 96.9  | 29,964  | 47.6   | 4,215  | 6.7   | 3,798  | 6.0   | 1,511     | 2.4   | 7,913     | 12.6   | 2,977   | 4.7   | 12,592  | 20.0   |      |   |
| 近畿            | 滋賀        | 59,970         | 6,716  | 11.2  | 94.9    | 3,437  | 51.2   | 391   | 5.8    | 295   | 4.4       | 92    | 1.4       | 738    | 11.0    | 474   | 7.1     | 1,289  | 19.2 |   |
|               | 京都        | 122,900        | 11,834 | 9.6   | 93.5    | 6,075  | 51.3   | 569   | 4.8    | 1,171 | 9.9       | 293   | 2.5       | 1,796  | 15.2    | 443   | 3.7     | 1,487  | 12.6 |   |
|               | 大阪        | 434,948        | 49,272 | 11.3  | 92.2    | 21,442 | 43.5   | 2,876 | 5.8    | 3,868 | 7.9       | 1,216 | 2.5       | 10,423 | 21.2    | 2,649 | 5.4     | 6,798  | 13.8 |   |
|               | 兵庫        | 234,260        | 23,410 | 10.0  | 97.9    | 9,900  | 42.3   | 1,700 | 7.3    | 1,583 | 6.8       | 529   | 2.3       | 4,583  | 19.6    | 1,456 | 6.2     | 3,659  | 15.6 |   |
|               | 奈良和歌山     | 53,721         | 5,067  | 9.4   | 106.0   | 1,866  | 36.8   | 256   | 5.1    | 471   | 9.3       | 122   | 2.4       | 698    | 13.8    | 327   | 6.5     | 1,327  | 26.2 |   |
| 小計            | 951,533   | 100,381        | 10.5   | 98.6  | 44,627  | 44.5   | 6,124  | 6.1   | 7,691  | 7.7   | 2,350     | 2.3   | 18,884    | 18.8   | 5,631   | 5.6   | 15,074  | 15.0   |      |   |
| 中四国           | 鳥取        | 25,105         | 2,289  | 9.1   | 93.5    | 942    | 41.2   | 181   | 7.9    | 139   | 6.1       | 39    | 1.7       | 310    | 13.5    | 215   | 9.4     | 463    | 20.2 |   |
|               | 島根        | 23,485         | 2,145  | 9.1   | 107.0   | 814    | 37.9   | 237   | 11.0   | 75    | 3.5       | 30    | 1.4       | 175    | 8.2     | 173   | 8.1     | 641    | 29.9 |   |
|               | 岡山        | 89,699         | 10,432 | 11.6  | 95.8    | 3,907  | 37.5   | 396   | 3.8    | 787   | 7.5       | 251   | 2.4       | 2,513  | 24.1    | 876   | 8.4     | 1,702  | 16.3 |   |
|               | 広島        | 132,068        | 14,532 | 11.0  | 99.9    | 5,249  | 36.1   | 924   | 6.4    | 559   | 3.8       | 471   | 3.2       | 2,572  | 17.7    | 1,409 | 9.7     | 3,348  | 23.0 |   |
|               | 山口        | 54,818         | 5,504  | 10.0  | 90.6    | 1,658  | 30.1   | 504   | 9.2    | 327   | 5.9       | 172   | 3.1       | 1,320  | 24.0    | 429   | 7.8     | 1,094  | 19.9 |   |
|               | 徳島        | 30,596         | 3,684  | 12.0  | 97.4    | 1,750  | 47.5   | 146   | 4.0    | 232   | 6.3       | 55    | 1.5       | 259    | 7.0     | 267   | 7.2     | 975    | 26.5 |   |
|               | 香川        | 40,844         | 3,912  | 9.6   | 95.3    | 1,458  | 37.3   | 152   | 3.9    | 432   | 11.0      | 75    | 1.9       | 869    | 22.2    | 148   | 3.8     | 778    | 19.9 |   |
|               | 愛媛        | 57,561         | 4,541  | 7.9   | 86.2    | 2,316  | 51.0   | 236   | 5.2    | 214   | 4.7       | 134   | 3.0       | 439    | 9.7     | 159   | 3.5     | 1,043  | 23.0 |   |
|               | 高知        | 31,110         | 2,205  | 7.1   | 101.1   | 979    | 44.4   | 136   | 6.2    | 94    | 4.3       | 59    | 2.7       | 354    | 16.1    | 157   | 7.1     | 426    | 19.3 |   |
|               | 小計        | 485,286        | 49,244 | 10.1  | 96.0    | 19,073 | 38.7   | 2,912 | 5.9    | 2,859 | 5.8       | 1,286 | 2.6       | 8,811  | 17.9    | 3,833 | 7.8     | 10,470 | 21.3 |   |
| 九州            | 福岡        | 241,945        | 21,642 | 8.9   | 98.6    | 8,512  | 39.3   | 1,079 | 5.0    | 1,422 | 6.6       | 631   | 2.9       | 3,324  | 15.4    | 1,111 | 5.1     | 5,563  | 25.7 |   |
|               | 佐賀        | 37,176         | 3,679  | 9.9   | 106.9   | 1,603  | 43.6   | 145   | 3.9    | 328   | 8.9       | 64    | 1.7       | 374    | 10.2    | 107   | 2.9     | 1,058  | 28.8 |   |
|               | 長崎        | 59,819         | 4,886  | 8.2   | 91.8    | 2,324  | 47.6   | 407   | 8.3    | 230   | 4.7       | 90    | 1.8       | 716    | 14.7    | 353   | 7.2     | 766    | 15.7 |   |
|               | 熊本        | 81,889         | 6,972  | 8.5   | 103.2   | 3,260  | 46.8   | 444   | 6.4    | 253   | 3.6       | 146   | 2.1       | 759    | 10.9    | 282   | 4.0     | 1,828  | 26.2 |   |
|               | 大分        | 51,756         | 4,116  | 8.0   | 88.9    | 1,761  | 42.8   | 316   | 7.7    | 151   | 3.7       | 69    | 1.7       | 465    | 11.3    | 279   | 6.8     | 1,075  | 26.1 |   |
|               | 宮崎        | 45,197         | 3,874  | 8.6   | 96.6    | 2,026  | 52.3   | 291   | 7.5    | 167   | 4.3       | 49    | 1.3       | 470    | 12.1    | 246   | 6.4     | 625    | 16.1 |   |
|               | 鹿児島       | 69,131         | 6,307  | 9.1   | 96.4    | 2,629  | 41.7   | 414   | 6.6    | 191   | 3.0       | 101   | 1.6       | 925    | 14.7    | 556   | 8.8     | 1,491  | 23.6 |   |
|               | 沖縄        | 62,830         | 6,992  | 11.1  | 102.9   | 2,278  | 32.6   | 682   | 9.8    | 468   | 6.7       | 170   | 2.4       | 760    | 10.9    | 391   | 5.6     | 2,243  | 32.1 |   |
| 小計            | 649,743   | 58,468         | 9.0    | 98.4  | 24,393  | 41.7   | 3,778  | 6.5   | 3,210  | 5.5   | 1,320     | 2.3   | 7,793     | 13.3   | 3,325   | 5.7   | 14,649  | 25.1   |      |   |
| 全国合計          | 5,539,807 | 536,084        | 9.7    | 98.9  | 251,369 | 46.9   | 28,813 | 5.4   | 33,333 | 6.2   | 12,657    | 2.4   | 78,952    | 14.7   | 27,829  | 5.2   | 103,131 | 19.2   |      |   |

1)「問診該当①」は、問診により輸血症、B型肝炎ウイルス(HBV)、C型肝炎ウイルス(HCV)、ヒト免疫不全ウイルス(HIV)の持続保有者、欧州での長期滞在経験などの項目に該当することが判明したため、採血できないと判断された人数。  
 2)「問診該当②」は、問診により海外旅行の直後などの項目に該当することが判明したため、その時点では採血できないが、期間を置いて再来すれば採血できると判断された人数。  
 3)「事前検査」は、血算(血色素以外)や心電図による不適のため献血ができなかった人数。  
 4)「その他」は、体重不足、本人都合での献血辞退、本採血前のVVRなどにより献血ができなかった人数。  
 5)「構成比」は端数処理しているため、合計が必ずしも100%にはならない。

### (10) 献血量(推計値)

令和5年1月～令和5年12月累計

| ブロック名 | 項目<br>都道府県   | 合計         |           | 200mL 献 血 |       |              | 400mL 献 血  |       |            | 成 分 献 血    |       |            |            |           |
|-------|--------------|------------|-----------|-----------|-------|--------------|------------|-------|------------|------------|-------|------------|------------|-----------|
|       |              | L          | %         | L         | %     | %            | L          | %     | %          | L          | %     | %          | L          | L         |
| 北海道   | 北海道          | 105,972.50 | 98.7      | 1,902.80  | 94.6  | 1.8          | 74,570.80  | 98.9  | 70.4       | 29,498.90  | 98.3  | 27.8       | 11,588.28  | 17,910.63 |
|       | 小 計          | 105,972.50 | 98.7      | 1,902.80  | 94.6  | 1.8          | 74,570.80  | 98.9  | 70.4       | 29,498.90  | 98.3  | 27.8       | 11,588.28  | 17,910.63 |
| 東北    | 青森           | 20,849.24  | 99.1      | 244.40    | 94.0  | 1.2          | 13,049.20  | 102.0 | 62.6       | 7,555.64   | 94.5  | 36.2       | 5,686.36   | 1,869.29  |
|       | 岩手           | 19,308.12  | 101.3     | 249.00    | 99.2  | 1.3          | 12,023.20  | 103.2 | 62.3       | 7,035.92   | 98.2  | 36.4       | 4,155.88   | 2,880.04  |
|       | 宮城           | 39,480.28  | 95.5      | 433.80    | 102.1 | 1.1          | 24,345.60  | 102.0 | 61.7       | 14,700.88  | 86.2  | 37.2       | 8,554.79   | 6,146.09  |
|       | 秋田           | 17,292.08  | 95.8      | 132.40    | 94.6  | 0.8          | 9,510.40   | 98.6  | 55.0       | 7,649.28   | 92.5  | 44.2       | 5,033.27   | 2,616.01  |
|       | 山形           | 18,750.46  | 100.3     | 168.60    | 83.3  | 0.9          | 11,398.80  | 103.1 | 60.8       | 7,183.06   | 96.5  | 38.3       | 4,102.52   | 3,080.55  |
|       | 福島           | 32,888.23  | 97.0      | 372.80    | 119.3 | 1.1          | 20,188.80  | 99.5  | 61.4       | 12,326.63  | 92.8  | 37.5       | 6,929.89   | 5,396.73  |
|       | 小 計          | 148,568.42 | 97.7      | 1,601.00  | 100.7 | 1.1          | 90,516.00  | 101.4 | 60.9       | 56,451.42  | 92.2  | 38.0       | 34,462.70  | 21,988.71 |
| 関東甲信越 | 茨城           | 45,335.92  | 98.8      | 667.60    | 92.3  | 1.5          | 28,229.60  | 99.9  | 62.3       | 16,438.72  | 97.2  | 36.3       | 12,793.76  | 3,644.96  |
|       | 栃木           | 41,049.33  | 99.6      | 1,260.60  | 88.3  | 3.1          | 23,372.40  | 101.7 | 56.9       | 16,416.33  | 97.6  | 40.0       | 11,443.29  | 4,973.04  |
|       | 群馬           | 38,875.70  | 95.8      | 746.60    | 103.4 | 1.9          | 21,933.60  | 96.8  | 56.4       | 16,195.50  | 94.0  | 41.7       | 10,464.05  | 5,731.46  |
|       | 埼玉           | 104,575.13 | 100.5     | 2,399.00  | 108.1 | 2.3          | 65,650.80  | 101.3 | 62.8       | 36,525.33  | 98.4  | 34.9       | 23,136.61  | 13,388.71 |
|       | 千代田          | 104,617.83 | 103.1     | 1,200.80  | 99.0  | 1.1          | 62,650.80  | 104.1 | 59.9       | 40,766.23  | 101.7 | 39.0       | 26,346.30  | 14,419.93 |
|       | 東京都          | 257,117.60 | 101.9     | 4,233.60  | 124.7 | 1.6          | 141,698.00 | 100.8 | 55.1       | 111,186.00 | 102.5 | 43.2       | 72,309.06  | 38,876.94 |
|       | 神奈川県         | 149,790.15 | 103.4     | 2,067.60  | 101.4 | 1.4          | 82,764.80  | 102.2 | 55.3       | 64,957.75  | 105.0 | 43.4       | 43,252.21  | 21,705.54 |
|       | 新潟           | 42,494.05  | 100.9     | 335.60    | 91.6  | 0.8          | 22,575.20  | 101.4 | 53.1       | 19,583.25  | 100.5 | 46.1       | 14,810.83  | 4,772.41  |
|       | 山梨           | 16,732.48  | 99.1      | 134.60    | 79.2  | 0.8          | 9,361.20   | 99.7  | 55.9       | 7,236.68   | 98.9  | 43.2       | 7,236.68   | 3,080.55  |
|       | 長野           | 33,615.25  | 98.6      | 163.20    | 96.6  | 0.5          | 19,647.60  | 100.9 | 58.4       | 13,804.45  | 95.6  | 41.1       | 10,581.67  | 3,222.78  |
| 小 計   | 834,203.43   | 101.3      | 13,209.20 | 106.1     | 1.6   | 477,884.00   | 101.4      | 57.3  | 343,110.23 | 101.0      | 41.1  | 232,374.45 | 110,735.78 |           |
| 東海北陸  | 富山           | 16,935.95  | 106.3     | 221.80    | 99.2  | 1.3          | 10,256.40  | 103.6 | 60.6       | 6,457.75   | 111.1 | 38.1       | 4,103.64   | 2,354.12  |
|       | 石川           | 20,539.93  | 101.6     | 282.80    | 100.0 | 1.4          | 10,774.80  | 101.1 | 52.5       | 9,482.33   | 102.3 | 46.2       | 5,921.16   | 3,561.17  |
|       | 福井           | 12,633.37  | 98.8      | 162.40    | 109.6 | 1.3          | 7,718.80   | 97.1  | 61.1       | 4,752.17   | 101.3 | 37.6       | 4,752.17   | 1,869.29  |
|       | 岐阜           | 29,693.41  | 101.7     | 512.80    | 115.5 | 1.7          | 18,241.20  | 101.3 | 61.4       | 10,939.41  | 101.7 | 36.8       | 6,563.85   | 4,375.56  |
|       | 静岡県          | 58,075.41  | 99.2      | 1,065.80  | 115.5 | 1.8          | 35,267.60  | 101.9 | 60.7       | 21,742.01  | 94.6  | 37.4       | 16,906.21  | 4,835.80  |
|       | 愛知県          | 135,192.52 | 100.4     | 1,387.40  | 96.4  | 1.0          | 69,565.60  | 102.7 | 51.5       | 64,239.52  | 98.1  | 47.5       | 44,599.10  | 19,640.41 |
| 三重    | 30,436.78    | 101.7      | 127.40    | 86.8      | 0.4   | 14,908.40    | 101.4      | 49.0  | 15,400.98  | 102.1      | 50.6  | 10,534.93  | 4,866.05   |           |
| 小 計   | 303,507.36   | 100.7      | 3,760.40  | 104.3     | 1.2   | 166,732.80   | 101.9      | 54.9  | 133,014.16 | 99.2       | 43.8  | 93,381.05  | 39,633.11  |           |
| 近畿    | 滋賀           | 22,530.95  | 100.2     | 257.40    | 91.3  | 1.1          | 16,716.00  | 102.0 | 74.2       | 5,557.55   | 95.6  | 24.7       | 2,936.04   | 2,621.51  |
|       | 京都           | 49,041.76  | 97.3      | 216.40    | 97.4  | 0.4          | 30,564.40  | 100.5 | 62.3       | 18,260.96  | 92.3  | 37.2       | 9,616.27   | 8,644.70  |
|       | 大阪           | 171,826.97 | 100.1     | 1,667.20  | 93.3  | 1.0          | 99,791.60  | 98.4  | 58.1       | 70,368.17  | 102.7 | 41.0       | 44,565.11  | 25,803.06 |
|       | 兵庫           | 92,153.27  | 97.3      | 1,061.00  | 95.8  | 1.2          | 58,770.80  | 100.4 | 63.8       | 32,321.47  | 92.2  | 35.1       | 18,797.04  | 13,524.43 |
|       | 奈良           | 21,168.86  | 99.3      | 341.00    | 116.4 | 1.6          | 13,221.20  | 99.7  | 62.5       | 7,606.66   | 98.1  | 35.9       | 4,485.17   | 3,121.49  |
|       | 和歌山          | 17,941.37  | 98.8      | 242.80    | 79.2  | 1.4          | 12,332.40  | 99.4  | 68.7       | 5,366.17   | 98.5  | 29.9       | 2,722.31   | 2,643.86  |
| 小 計   | 374,663.18   | 98.9       | 3,785.80  | 94.7      | 1.0   | 231,396.40   | 99.6       | 61.8  | 139,480.98 | 98.0       | 37.2  | 83,121.94  | 56,359.04  |           |
| 中四国   | 鳥取           | 10,674.21  | 103.6     | 8.80      | 133.3 | 0.1          | 6,064.40   | 100.1 | 56.8       | 4,601.01   | 108.5 | 43.1       | 3,019.87   | 1,581.14  |
|       | 島根           | 9,861.10   | 100.3     | 12.40     | 95.4  | 0.1          | 5,526.40   | 100.7 | 56.0       | 4,322.30   | 99.7  | 43.8       | 2,972.41   | 1,349.89  |
|       | 岡山           | 35,916.49  | 102.5     | 107.80    | 75.7  | 0.3          | 21,552.40  | 100.4 | 60.0       | 14,256.29  | 106.4 | 39.7       | 9,099.00   | 5,157.30  |
|       | 広島           | 53,716.12  | 99.5      | 189.40    | 78.5  | 0.4          | 30,099.20  | 101.5 | 56.0       | 23,427.52  | 97.2  | 43.6       | 14,275.03  | 9,152.49  |
|       | 山口           | 21,291.30  | 96.1      | 54.80     | 60.2  | 0.3          | 15,964.00  | 95.9  | 75.0       | 5,272.50   | 97.0  | 24.8       | 3,300.85   | 1,971.65  |
|       | 徳島           | 12,115.55  | 97.3      | 24.00     | 151.9 | 0.2          | 7,420.00   | 96.1  | 61.2       | 4,671.55   | 99.0  | 38.6       | 3,342.56   | 1,329.00  |
|       | 香川           | 16,604.72  | 98.3      | 22.80     | 106.5 | 0.1          | 10,848.80  | 99.2  | 65.3       | 5,733.12   | 96.5  | 34.5       | 4,091.21   | 1,641.91  |
|       | 愛媛           | 23,963.35  | 99.0      | 23.60     | 104.4 | 0.1          | 14,461.20  | 100.7 | 60.3       | 9,478.55   | 96.4  | 39.6       | 6,155.33   | 3,323.22  |
|       | 高知           | 13,148.23  | 101.6     | 54.20     | 88.9  | 0.4          | 7,797.60   | 99.8  | 59.3       | 5,296.43   | 104.5 | 40.3       | 3,872.18   | 1,424.25  |
|       | 小 計          | 197,291.08 | 99.7      | 497.80    | 80.9  | 0.3          | 119,734.00 | 99.7  | 60.7       | 77,059.28  | 100.0 | 39.1       | 50,128.43  | 26,930.84 |
| 九州    | 福岡           | 98,782.19  | 102.7     | 80.80     | 65.3  | 0.1          | 61,591.60  | 102.4 | 62.4       | 37,109.79  | 103.3 | 37.6       | 24,626.05  | 12,483.74 |
|       | 佐賀           | 15,750.03  | 99.1      | 47.80     | 43.0  | 0.3          | 7,849.60   | 104.7 | 49.8       | 7,852.63   | 94.8  | 49.9       | 5,665.89   | 2,186.73  |
|       | 長門           | 24,820.21  | 102.6     | 185.20    | 102.3 | 0.7          | 14,843.60  | 99.3  | 59.8       | 9,791.41   | 108.1 | 39.4       | 6,290.57   | 3,500.85  |
|       | 熊本           | 34,199.49  | 104.9     | 172.00    | 92.0  | 0.5          | 20,506.80  | 101.9 | 60.0       | 13,520.69  | 110.0 | 39.5       | 9,182.56   | 4,338.13  |
|       | 大分           | 21,238.15  | 102.1     | 56.80     | 95.6  | 0.3          | 13,900.80  | 101.0 | 65.5       | 7,280.55   | 104.6 | 34.3       | 4,886.76   | 2,393.79  |
|       | 宮崎           | 18,640.20  | 95.2      | 30.80     | 107.7 | 0.2          | 11,567.60  | 97.5  | 62.1       | 7,041.80   | 91.5  | 37.8       | 4,485.59   | 2,556.21  |
|       | 鹿児島          | 28,349.83  | 98.4      | 63.20     | 142.3 | 0.2          | 18,378.40  | 98.3  | 64.8       | 9,908.23   | 98.4  | 34.9       | 6,331.85   | 3,576.38  |
|       | 沖縄           | 25,125.09  | 104.2     | 66.80     | 119.7 | 0.3          | 15,931.20  | 107.2 | 63.4       | 9,127.09   | 99.4  | 36.3       | 6,465.73   | 2,661.36  |
| 小 計   | 266,905.18   | 101.8      | 703.40    | 88.9      | 0.3   | 164,569.60   | 101.7      | 61.7  | 101,632.18 | 102.2      | 38.1  | 67,935.00  | 33,697.19  |           |
| 全国合計  | 2,231,111.15 | 100.4      | 25,460.40 | 101.6     | 1.1   | 1,325,403.60 | 100.9      | 59.4  | 880,247.15 | 99.6       | 39.5  | 572,991.85 | 307,255.30 |           |

1)「献血量」は全血献血量(200mL献血量に0.2L、400mL献血量に0.4Lを乗じた量)及び成分献血量(製造段階での総容量(血液保存液の量を含む))で算出。

2)「構成比」は端数処理しているため、合計が必ずしも100%にはならない。

3)「献血量」は端数処理しているため、内訳合計と合計欄は必ずしも一致しない。

## (11) 受入施設別献血量(推計値)

令和5年1月～令和5年12月累計

| ブロック名 | 項目        | 合計           | 血液センター     |           |         | 献血ルーム |       |         | 献血バス  |       |         | オープン献血   |           |         |      |      |      |  |
|-------|-----------|--------------|------------|-----------|---------|-------|-------|---------|-------|-------|---------|----------|-----------|---------|------|------|------|--|
|       |           |              | 前年比        | 構成比       | 一稼働当献血量 | 前年比   | 構成比   | 一稼働当献血量 | 前年比   | 構成比   | 一稼働当献血量 | 前年比      | 構成比       | 一稼働当献血量 |      |      |      |  |
| 北海道   | 北海道       | 105,972.50   | 96.1       | 10.3      | 32.7    | 100.4 | 40.1  | 28.4    | 97.8  | 49.5  | 18.5    |          |           |         |      |      |      |  |
|       | 小計        | 105,972.50   | 96.1       | 10.3      | 32.7    | 100.4 | 40.1  | 28.4    | 97.8  | 49.5  | 18.5    |          |           |         |      |      |      |  |
| 東北    | 青森        | 20,849.24    |            |           |         | 96.4  | 51.9  | 16.0    | 102.1 | 48.1  | 15.7    |          |           |         |      |      |      |  |
|       | 岩手        | 19,308.12    |            |           |         | 101.3 | 47.3  | 25.0    | 101.4 | 52.5  | 15.6    | 40.20    | 72.8      | 0.2     | 20.1 |      |      |  |
|       | 宮城        | 39,480.28    |            |           |         | 92.1  | 60.8  | 33.0    | 101.0 | 39.1  | 18.6    | 40.80    | 217.0     | 0.1     | 20.4 |      |      |  |
|       | 秋田        | 17,292.08    | 3,960.01   | 91.1      | 22.9    | 15.3  | 94.0  | 34.3    | 16.5  | 100.0 | 42.8    | 17.0     |           |         |      |      |      |  |
|       | 山形        | 18,750.46    |            |           |         | 99.9  | 49.1  | 25.3    | 100.6 | 50.9  | 17.2    |          |           |         |      |      |      |  |
|       | 福島        | 32,888.23    | 8,895.04   | 96.8      | 27.0    | 19.1  | 97.9  | 25.7    | 23.3  | 96.7  | 47.2    | 17.7     |           |         |      |      |      |  |
|       | 小計        | 148,568.42   | 12,855.05  | 95.0      | 8.7     | 17.8  | 95.9  | 45.5    | 23.6  | 100.1 | 45.8    | 17.1     | 81.00     | 109.5   | 0.1  | 20.3 |      |  |
| 関東甲信越 | 茨城        | 45,335.92    |            |           |         | 98.0  | 57.1  | 35.7    | 99.8  | 42.9  | 15.9    |          |           |         |      |      |      |  |
|       | 栃木        | 41,049.33    | 11,164.63  | 100.4     | 27.2    | 30.7  | 96.5  | 24.7    | 28.0  | 44.7  | 19.7    | 1,396.20 | 99.9      | 3.4     | 26.3 |      |      |  |
|       | 群馬        | 38,875.70    |            |           |         | 95.1  | 64.1  | 22.9    | 97.6  | 35.7  | 18.1    | 41.40    | 27.9      | 0.1     | 20.7 |      |      |  |
|       | 埼玉        | 104,617.83   |            |           |         | 99.0  | 72.0  | 31.1    | 104.5 | 27.9  | 17.3    | 115.20   | 82.3      | 0.1     | 23.0 |      |      |  |
|       | 千葉        | 104,617.83   |            |           |         | 102.7 | 70.9  | 35.5    | 102.6 | 26.7  | 18.7    | 2,475.00 | 124.9     | 2.4     | 23.8 |      |      |  |
|       | 東京        | 257,117.60   | 16.60      | 92.2      | 0.0     | 16.6  | 102.0 | 79.7    | 46.2  | 96.8  | 15.2    | 16.8     | 13,160.20 | 118.0   | 5.1  | 20.9 |      |  |
|       | 神奈川       | 149,790.15   |            |           |         | 102.8 | 75.9  | 40.0    | 104.2 | 23.3  | 17.0    | 1,328.80 | 135.0     | 0.9     | 18.7 |      |      |  |
|       | 新潟        | 42,494.05    |            |           |         | 100.4 | 74.3  | 43.3    | 102.4 | 25.7  | 19.9    |          |           |         |      |      |      |  |
|       | 山梨        | 16,732.48    |            |           |         | 98.0  | 60.8  | 28.0    | 101.0 | 39.2  | 17.7    |          |           |         |      |      |      |  |
|       | 長野        | 33,615.25    |            |           |         | 97.3  | 61.6  | 28.5    | 100.9 | 38.4  | 18.3    |          |           |         |      |      |      |  |
|       | 小計        | 834,203.43   | 11,181.23  | 100.4     | 1.3     | 30.6  | 100.9 | 70.9    | 37.5  | 101.1 | 25.5    | 17.6     | 18,516.80 | 117.2   | 2.2  | 21.4 |      |  |
| 東海北陸  | 富山        | 16,935.95    |            |           |         | 114.1 | 48.8  | 22.7    | 99.7  | 51.2  | 18.1    |          |           |         |      |      |      |  |
|       | 石川        | 20,539.93    |            |           |         | 102.7 | 63.0  | 21.1    | 99.8  | 37.0  | 19.8    |          |           |         |      |      |      |  |
|       | 福井        | 12,633.37    | 6,562.57   | 99.8      | 51.9    | 21.2  |       |         | 97.7  | 48.1  | 17.0    |          |           |         |      |      |      |  |
|       | 岐阜        | 29,693.41    | 9,165.82   | 97.0      | 30.9    | 29.5  | 123.2 | 22.9    | 19.7  | 96.5  | 46.3    | 16.8     |           |         |      |      |      |  |
|       | 静岡        | 58,075.41    |            |           |         | 99.0  | 51.2  | 27.2    | 99.5  | 48.8  | 17.8    |          |           |         |      |      |      |  |
|       | 愛知        | 135,192.52   | 11,165.49  | 99.0      | 8.3     | 18.9  | 100.2 | 64.7    | 36.0  | 101.0 | 25.0    | 17.5     | 2,891.00  | 105.2   | 2.1  | 23.5 |      |  |
| 三重    | 30,436.78 | 5,879.68     | 103.2      | 19.3      | 19.0    | 101.9 | 49.2  | 22.5    | 100.4 | 31.4  | 17.3    |          |           |         |      |      |      |  |
|       | 小計        | 303,507.36   | 32,773.56  | 99.3      | 10.8    | 21.6  | 101.8 | 52.8    | 29.1  | 99.6  | 35.5    | 17.6     | 2,891.00  | 105.2   | 1.0  | 23.5 |      |  |
| 近畿    | 滋賀        | 22,530.95    | 1,343.45   | 114.8     | 6.0     | 23.2  | 99.0  | 36.7    | 23.4  | 99.7  | 57.3    | 17.5     |           |         |      |      |      |  |
|       | 京都        | 49,041.76    |            |           |         | 96.2  | 61.8  | 27.8    | 99.2  | 37.8  | 18.8    | 199.00   | 87.2      | 0.4     | 18.1 |      |      |  |
|       | 大阪        | 171,826.97   | 10,259.23  | 95.2      | 6.0     | 27.2  | 101.1 | 67.9    | 36.2  | 99.6  | 24.2    | 15.4     | 3,327.80  | 89.7    | 1.9  | 18.4 |      |  |
|       | 兵庫        | 92,153.27    |            |           |         | 95.4  | 71.2  | 29.4    | 102.8 | 28.5  | 21.1    | 294.20   | 80.6      | 0.3     | 29.4 |      |      |  |
|       | 奈良        | 21,168.86    | 4,072.83   | 100.3     | 19.2    | 19.6  | 101.6 | 36.7    | 21.6  | 97.1  | 44.1    | 17.9     |           |         |      |      |      |  |
| 和歌山   | 17,941.37 |              |            |           | 100.1   | 36.5  | 21.0  | 98.0    | 63.5  | 18.7  |         |          |           |         |      |      |      |  |
|       | 小計        | 374,663.18   | 15,675.51  | 98.0      | 4.2     | 24.4  | 99.7  | 62.8    | 31.1  | 99.9  | 32.0    | 17.7     | 3,821.00  | 88.8    | 1.0  | 19.0 |      |  |
| 中四国   | 鳥取        | 10,674.21    | 2,453.39   | 99.6      | 23.0    | 14.8  | 110.0 | 46.9    | 19.9  | 97.8  | 30.1    | 18.5     |           |         |      |      |      |  |
|       | 島根        | 9,861.10     | 5,391.90   | 99.1      | 54.7    | 17.3  |       |         | 101.8 | 45.3  | 19.1    |          |           |         |      |      |      |  |
|       | 岡山        | 35,916.49    | 8,989.38   | 109.5     | 25.0    | 30.3  | 104.5 | 33.4    | 33.2  | 97.3  | 41.6    | 21.2     |           |         |      |      |      |  |
|       | 広島        | 53,716.12    |            |           |         |       | 98.8  | 57.0    | 42.6  | 100.5 | 42.9    | 21.4     | 66.40     | 112.2   | 0.1  | 22.1 |      |  |
|       | 山口        | 21,291.30    | 7,204.10   | 96.5      | 33.8    | 23.2  |       |         | 95.8  | 66.2  | 20.3    |          |           |         |      |      |      |  |
|       | 徳島        | 12,115.55    |            |           |         |       | 97.3  | 61.1    | 21.8  | 97.2  | 38.9    | 15.9     |           |         |      |      |      |  |
|       | 香川        | 16,604.72    |            |           |         |       | 98.6  | 55.6    | 25.6  | 97.9  | 44.4    | 22.5     |           |         |      |      |      |  |
|       | 愛媛        | 23,963.35    |            |           |         |       | 97.2  | 56.1    | 37.2  | 101.6 | 43.4    | 20.2     | 133.20    | 84.5    | 0.6  | 44.4 |      |  |
|       | 高知        | 13,148.23    |            |           |         | 105.1 | 58.1  | 21.2    | 97.1  | 41.9  | 16.1    |          |           |         |      |      |      |  |
|       |           | 小計           | 197,291.08 | 24,038.78 | 101.9   | 12.2  | 22.2  | 100.3   | 43.2  | 31.0  | 98.7    | 44.5     | 20.1      | 199.60  | 92.1 | 0.1  | 33.3 |  |
| 九州    | 福岡        | 98,782.19    |            |           |         | 102.6 | 57.3  | 31.3    | 102.9 | 40.9  | 23.0    | 1,776.00 | 99.0      | 1.8     | 25.0 |      |      |  |
|       | 佐賀        | 15,750.03    | 10,012.43  | 96.2      | 63.6    | 27.7  |       |         | 104.6 | 36.4  | 18.3    |          |           |         |      |      |      |  |
|       | 長崎        | 24,820.21    |            |           |         | 105.8 | 51.8  | 20.7    | 99.4  | 48.2  | 16.4    |          |           |         |      |      |      |  |
|       | 熊本        | 34,199.49    | 10,591.38  | 109.4     | 31.0    | 35.3  | 101.0 | 29.3    | 31.9  | 104.6 | 39.8    | 20.6     |           |         |      |      |      |  |
|       | 大分        | 21,238.15    |            |           |         | 103.1 | 53.7  | 31.4    | 101.1 | 46.3  | 18.5    |          |           |         |      |      |      |  |
|       | 宮崎        | 18,640.20    |            |           |         | 91.4  | 51.0  | 26.2    | 99.4  | 49.0  | 18.9    |          |           |         |      |      |      |  |
|       | 鹿児島       | 28,349.83    | 7,739.59   | 100.7     | 27.3    | 25.1  | 99.0  | 24.5    | 22.6  | 96.8  | 48.2    | 16.9     |           |         |      |      |      |  |
| 沖縄    | 25,125.09 |              |            |           | 98.5    | 46.6  | 32.7  | 109.6   | 50.5  | 20.3  |         | 728.60   | 114.7     | 2.9     | 22.8 |      |      |  |
|       | 小計        | 266,905.18   | 28,343.40  | 102.0     | 10.6    | 29.2  | 101.2 | 44.6    | 28.8  | 102.3 | 43.8    | 19.8     | 2,504.60  | 103.1   | 0.9  | 24.3 |      |  |
| 全国合計  |           | 2,231,111.15 | 135,810.70 | 99.5      | 6.1     | 24.1  | 100.3 | 58.3    | 32.5  | 100.3 | 34.3    | 18.2     | 28,014.00 | 109.4   | 1.3  | 21.5 |      |  |

1)「献血量」は全血献血量(200mL献血数に0.2L、400mL献血数に0.4Lを乗じた量)及び成分献血量(製造段階での総容量(血液保存液の量を含む))で算出。

2)「構成比」は端数処理しているため、合計が必ずしも100%にはならない。

3)「献血量」は端数処理しているため、内訳合計と合計欄は必ずしも一致しない。

4)「オープン献血」は、事業所や学校の会議室等を会場として行う献血受入れ方式。



## (12)検査不合格数

令和5年1月～令和5年12月累計

| ブ<br>ロ<br>ッ<br>ク<br>名 | 項目<br>都道府県 | 献<br>血<br>者<br>数 | 検<br>査<br>不<br>合<br>格<br>数 |                            | 梅<br>毒<br>抗<br>体      |        | HBs<br>抗<br>原 |        | HBc<br>抗<br>体 |        | HCV<br>抗<br>体 |        | ALT         |        | 不<br>規<br>則<br>抗<br>体 |        | そ<br>の<br>他 |             |
|-----------------------|------------|------------------|----------------------------|----------------------------|-----------------------|--------|---------------|--------|---------------|--------|---------------|--------|-------------|--------|-----------------------|--------|-------------|-------------|
|                       |            |                  | 本<br>数                     | 前<br>年<br>同<br>期<br>率<br>% | 不<br>合<br>格<br>率<br>% | 本<br>数 | 比<br>率<br>%   | 本<br>数 | 比<br>率<br>%   | 本<br>数 | 比<br>率<br>%   | 本<br>数 | 比<br>率<br>% | 本<br>数 | 比<br>率<br>%           | 本<br>数 |             | 比<br>率<br>% |
|                       |            |                  |                            |                            |                       |        |               |        |               |        |               |        |             |        |                       |        |             |             |
| 北海道                   | 北海道        | 250,316          | 3,928                      | 1.6                        | 1.7                   | 177    | 0.1           | 68     | 0.0           | 347    | 0.1           | 101    | 0.0         | 2,276  | 0.9                   | 142    | 0.1         | 882         |
|                       | 小計         | 250,316          | 3,928                      | 1.6                        | 1.7                   | 177    | 0.1           | 68     | 0.0           | 347    | 0.1           | 101    | 0.0         | 2,276  | 0.9                   | 142    | 0.1         | 882         |
| 東北                    | 青森         | 46,889           | 790                        | 1.7                        | 1.6                   | 38     | 0.1           | 21     | 0.0           | 86     | 0.2           | 15     | 0.0         | 448    | 1.0                   | 32     | 0.1         | 160         |
|                       | 岩手         | 43,518           | 692                        | 1.6                        | 1.6                   | 34     | 0.1           | 12     | 0.0           | 82     | 0.2           | 22     | 0.1         | 379    | 0.9                   | 36     | 0.1         | 132         |
|                       | 宮城         | 90,898           | 1,381                      | 1.5                        | 1.5                   | 57     | 0.1           | 26     | 0.0           | 144    | 0.2           | 41     | 0.0         | 746    | 0.8                   | 57     | 0.1         | 343         |
|                       | 秋田         | 37,026           | 613                        | 1.7                        | 1.6                   | 20     | 0.1           | 8      | 0.0           | 41     | 0.1           | 11     | 0.0         | 398    | 1.1                   | 35     | 0.1         | 113         |
|                       | 山形         | 42,091           | 633                        | 1.5                        | 1.4                   | 24     | 0.1           | 10     | 0.0           | 53     | 0.1           | 18     | 0.0         | 336    | 0.8                   | 33     | 0.1         | 167         |
|                       | 福島         | 73,713           | 1,078                      | 1.5                        | 1.6                   | 52     | 0.1           | 21     | 0.0           | 108    | 0.1           | 30     | 0.0         | 562    | 0.8                   | 52     | 0.1         | 268         |
|                       | 小計         | 334,135          | 5,187                      | 1.6                        | 1.6                   | 225    | 0.1           | 98     | 0.0           | 514    | 0.2           | 137    | 0.0         | 2,869  | 0.9                   | 245    | 0.1         | 1,183       |
| 関東甲信越                 | 茨城         | 102,783          | 1,502                      | 1.5                        | 1.5                   | 81     | 0.1           | 33     | 0.0           | 125    | 0.1           | 39     | 0.0         | 844    | 0.8                   | 52     | 0.1         | 376         |
|                       | 栃木         | 93,465           | 1,411                      | 1.5                        | 1.6                   | 80     | 0.1           | 23     | 0.0           | 107    | 0.1           | 43     | 0.0         | 760    | 0.8                   | 50     | 0.1         | 374         |
|                       | 群馬         | 87,038           | 1,125                      | 1.3                        | 1.1                   | 73     | 0.1           | 28     | 0.0           | 95     | 0.1           | 32     | 0.0         | 520    | 0.6                   | 67     | 0.1         | 338         |
|                       | 埼玉         | 240,267          | 3,483                      | 1.4                        | 1.5                   | 211    | 0.1           | 75     | 0.0           | 338    | 0.1           | 108    | 0.0         | 1,693  | 0.7                   | 162    | 0.1         | 969         |
|                       | 千葉         | 235,418          | 4,055                      | 1.7                        | 1.7                   | 219    | 0.1           | 79     | 0.0           | 328    | 0.1           | 128    | 0.1         | 2,048  | 0.9                   | 235    | 0.1         | 1,102       |
|                       | 東京都        | 574,808          | 8,784                      | 1.5                        | 1.6                   | 568    | 0.1           | 182    | 0.0           | 657    | 0.1           | 253    | 0.0         | 3,977  | 0.7                   | 474    | 0.1         | 2,871       |
|                       | 神奈川県       | 332,846          | 5,212                      | 1.6                        | 1.6                   | 286    | 0.1           | 96     | 0.0           | 423    | 0.1           | 151    | 0.0         | 2,375  | 0.7                   | 335    | 0.1         | 1,666       |
|                       | 新潟         | 92,391           | 1,161                      | 1.3                        | 1.3                   | 53     | 0.1           | 23     | 0.0           | 82     | 0.1           | 25     | 0.0         | 608    | 0.7                   | 73     | 0.1         | 316         |
|                       | 山梨         | 36,692           | 560                        | 1.5                        | 1.5                   | 28     | 0.1           | 15     | 0.0           | 55     | 0.1           | 27     | 0.1         | 264    | 0.7                   | 25     | 0.1         | 160         |
|                       | 長野         | 74,717           | 903                        | 1.2                        | 1.1                   | 41     | 0.1           | 25     | 0.0           | 64     | 0.1           | 22     | 0.0         | 417    | 0.6                   | 49     | 0.1         | 299         |
| 小計                    | 1,870,425  | 28,196           | 1.5                        | 1.5                        | 1,640                 | 0.1    | 579           | 0.0    | 2,274         | 0.1    | 828           | 0.0    | 13,506      | 0.7    | 1,522                 | 0.1    | 8,471       |             |
| 東海北陸                  | 富山         | 37,849           | 555                        | 1.5                        | 1.5                   | 26     | 0.1           | 11     | 0.0           | 45     | 0.1           | 10     | 0.0         | 309    | 0.8                   | 29     | 0.1         | 132         |
|                       | 石川         | 44,820           | 536                        | 1.2                        | 1.3                   | 20     | 0.0           | 17     | 0.0           | 38     | 0.1           | 19     | 0.0         | 288    | 0.6                   | 34     | 0.1         | 130         |
|                       | 福井         | 28,028           | 365                        | 1.3                        | 1.4                   | 30     | 0.1           | 10     | 0.0           | 40     | 0.1           | 9      | 0.0         | 177    | 0.6                   | 16     | 0.1         | 95          |
|                       | 岐阜         | 67,587           | 839                        | 1.2                        | 1.2                   | 71     | 0.1           | 12     | 0.0           | 74     | 0.1           | 22     | 0.0         | 411    | 0.6                   | 70     | 0.1         | 192         |
|                       | 静岡県        | 131,054          | 1,693                      | 1.3                        | 1.3                   | 101    | 0.1           | 33     | 0.0           | 148    | 0.1           | 46     | 0.0         | 839    | 0.6                   | 127    | 0.1         | 424         |
|                       | 愛知県        | 296,142          | 3,938                      | 1.3                        | 1.3                   | 281    | 0.1           | 68     | 0.0           | 320    | 0.1           | 100    | 0.0         | 1,859  | 0.6                   | 369    | 0.1         | 1,006       |
|                       | 三重         | 64,898           | 825                        | 1.3                        | 1.3                   | 49     | 0.1           | 14     | 0.0           | 77     | 0.1           | 13     | 0.0         | 430    | 0.7                   | 51     | 0.1         | 203         |
| 小計                    | 670,378    | 8,751            | 1.3                        | 1.3                        | 578                   | 0.1    | 165           | 0.0    | 742           | 0.1    | 219           | 0.0    | 4,313       | 0.6    | 696                   | 0.1    | 2,182       |             |
| 近畿                    | 滋賀         | 53,254           | 688                        | 1.3                        | 1.4                   | 45     | 0.1           | 13     | 0.0           | 62     | 0.1           | 20     | 0.0         | 342    | 0.6                   | 27     | 0.1         | 191         |
|                       | 京都         | 111,066          | 1,340                      | 1.2                        | 1.2                   | 82     | 0.1           | 37     | 0.0           | 125    | 0.1           | 53     | 0.0         | 719    | 0.6                   | 66     | 0.1         | 297         |
|                       | 大阪         | 385,676          | 5,392                      | 1.4                        | 1.5                   | 404    | 0.1           | 101    | 0.0           | 505    | 0.1           | 129    | 0.0         | 2,820  | 0.7                   | 250    | 0.1         | 1,300       |
|                       | 兵庫県        | 210,850          | 2,881                      | 1.4                        | 1.4                   | 184    | 0.1           | 51     | 0.0           | 278    | 0.1           | 75     | 0.0         | 1,523  | 0.7                   | 129    | 0.1         | 702         |
|                       | 奈良         | 48,654           | 646                        | 1.3                        | 1.4                   | 41     | 0.1           | 13     | 0.0           | 57     | 0.1           | 15     | 0.0         | 336    | 0.7                   | 37     | 0.1         | 162         |
|                       | 和歌山        | 41,652           | 623                        | 1.5                        | 1.6                   | 39     | 0.1           | 9      | 0.0           | 46     | 0.1           | 24     | 0.1         | 341    | 0.8                   | 33     | 0.1         | 139         |
| 小計                    | 851,152    | 11,570           | 1.4                        | 1.4                        | 795                   | 0.1    | 224           | 0.0    | 1,073         | 0.1    | 316           | 0.0    | 6,081       | 0.7    | 542                   | 0.1    | 2,791       |             |
| 中国                    | 鳥取         | 22,816           | 320                        | 1.4                        | 1.3                   | 17     | 0.1           | 4      | 0.0           | 43     | 0.2           | 8      | 0.0         | 171    | 0.7                   | 11     | 0.0         | 72          |
|                       | 島根         | 21,340           | 277                        | 1.3                        | 1.4                   | 15     | 0.1           | 4      | 0.0           | 41     | 0.2           | 4      | 0.0         | 137    | 0.6                   | 19     | 0.1         | 61          |
|                       | 岡山         | 79,267           | 1,089                      | 1.4                        | 1.5                   | 67     | 0.1           | 20     | 0.0           | 85     | 0.1           | 25     | 0.0         | 605    | 0.8                   | 53     | 0.1         | 245         |
|                       | 広島         | 117,536          | 1,530                      | 1.3                        | 1.4                   | 89     | 0.1           | 24     | 0.0           | 225    | 0.2           | 41     | 0.0         | 765    | 0.7                   | 76     | 0.1         | 336         |
|                       | 山口         | 49,314           | 746                        | 1.5                        | 1.5                   | 48     | 0.1           | 9      | 0.0           | 78     | 0.2           | 27     | 0.1         | 418    | 0.8                   | 31     | 0.1         | 150         |
|                       | 徳島         | 26,912           | 392                        | 1.5                        | 1.3                   | 17     | 0.1           | 5      | 0.0           | 34     | 0.1           | 8      | 0.0         | 223    | 0.8                   | 18     | 0.1         | 93          |
|                       | 香川         | 36,932           | 497                        | 1.3                        | 1.4                   | 40     | 0.1           | 7      | 0.0           | 45     | 0.1           | 14     | 0.0         | 265    | 0.7                   | 17     | 0.0         | 115         |
|                       | 愛媛         | 53,020           | 806                        | 1.5                        | 1.6                   | 35     | 0.1           | 13     | 0.0           | 96     | 0.2           | 16     | 0.0         | 474    | 0.9                   | 26     | 0.0         | 160         |
|                       | 高知         | 28,905           | 439                        | 1.5                        | 1.7                   | 24     | 0.1           | 9      | 0.0           | 31     | 0.1           | 8      | 0.0         | 256    | 0.9                   | 18     | 0.1         | 104         |
|                       | 小計         | 436,042          | 6,096                      | 1.4                        | 1.5                   | 352    | 0.1           | 95     | 0.0           | 678    | 0.2           | 151    | 0.0         | 3,314  | 0.8                   | 269    | 0.1         | 1,336       |
| 九州                    | 福岡         | 220,303          | 3,937                      | 1.8                        | 1.9                   | 275    | 0.1           | 80     | 0.0           | 582    | 0.3           | 144    | 0.1         | 1,951  | 0.9                   | 190    | 0.1         | 820         |
|                       | 佐賀         | 33,497           | 585                        | 1.7                        | 1.7                   | 39     | 0.1           | 7      | 0.0           | 83     | 0.2           | 21     | 0.1         | 286    | 0.9                   | 27     | 0.1         | 133         |
|                       | 長崎         | 54,933           | 871                        | 1.6                        | 1.8                   | 61     | 0.1           | 12     | 0.0           | 105    | 0.2           | 20     | 0.0         | 459    | 0.8                   | 28     | 0.1         | 201         |
|                       | 熊本         | 74,917           | 1,179                      | 1.6                        | 1.7                   | 88     | 0.1           | 25     | 0.0           | 138    | 0.2           | 22     | 0.0         | 625    | 0.8                   | 35     | 0.0         | 267         |
|                       | 大分         | 47,640           | 767                        | 1.6                        | 1.7                   | 41     | 0.1           | 13     | 0.0           | 77     | 0.2           | 22     | 0.0         | 453    | 1.0                   | 27     | 0.1         | 154         |
|                       | 宮崎         | 41,323           | 614                        | 1.5                        | 1.7                   | 50     | 0.1           | 14     | 0.0           | 108    | 0.3           | 18     | 0.0         | 255    | 0.6                   | 26     | 0.1         | 150         |
|                       | 鹿児島        | 62,824           | 1,007                      | 1.6                        | 1.6                   | 69     | 0.1           | 21     | 0.0           | 130    | 0.2           | 28     | 0.0         | 491    | 0.8                   | 52     | 0.1         | 237         |
|                       | 沖縄         | 55,838           | 1,132                      | 2.0                        | 2.0                   | 47     | 0.1           | 28     | 0.1           | 163    | 0.3           | 40     | 0.1         | 623    | 1.1                   | 37     | 0.1         | 218         |
| 小計                    | 591,275    | 10,092           | 1.7                        | 1.8                        | 670                   | 0.1    | 200           | 0.0    | 1,386         | 0.2    | 315           | 0.1    | 5,143       | 0.9    | 422                   | 0.1    | 2,180       |             |
| 全国合計                  | 5,003,723  | 73,820           | 1.5                        | 1.5                        | 4,437                 | 0.1    | 1,429         | 0.0    | 7,014         | 0.1    | 2,067         | 0.0    | 37,502      | 0.7    | 3,838                 | 0.1    | 19,025      |             |

1)「不合格率」=検査不合格数/献血者数×100。

2)不合格内訳は各項目で一部重複計上。

3)「その他」には検査不能、判定不能、NAT検査陽性等が含まれ、製造段階での量過不足、溶血、外観落等の数は含まない。

4)「比率」は各項目不合格数/献血者数×100。

## 2 製造状況

### (1) 全血製剤・赤血球製剤の製造本数(実本数)

令和5年1月～令和5年12月累計

| ブロック名 | 項目<br>都道府県 | 赤血球製剤     |        |         |         |           |       | 全血製剤 |      |     |   |     |      |
|-------|------------|-----------|--------|---------|---------|-----------|-------|------|------|-----|---|-----|------|
|       |            | 合計        |        | 1単位     |         | 2単位       |       | 合計   |      | 1単位 |   | 2単位 |      |
|       |            | 本         | %      | 本       | %       | 本         | %     | 本    | %    | 本   | % | 本   | %    |
| 北海道   | 北海道        | 189,827   | 99.0   | 9,262   | 95.3    | 180,565   | 99.2  |      |      |     |   |     |      |
|       | 小計         | 189,827   | 99.0   | 9,262   | 95.3    | 180,565   | 99.2  |      |      |     |   |     |      |
| 東北    | 宮城         | 227,237   | 101.6  | 7,782   | 100.7   | 219,455   | 101.6 |      |      |     |   |     |      |
|       | 小計         | 227,237   | 101.6  | 7,782   | 100.7   | 219,455   | 101.6 |      |      |     |   |     |      |
| 関東甲信越 | 埼玉         | 575,939   | 100.2  | 33,807  | 102.2   | 542,132   | 100.1 | 1    | 20.0 |     |   | 1   | 20.0 |
|       | 東京         | 434,624   | 103.6  | 20,291  | 116.2   | 414,333   | 103.1 |      |      |     |   |     |      |
|       | 神奈川        | 210,315   | 102.4  | 10,026  | 101.2   | 200,289   | 102.4 |      |      |     |   |     |      |
|       | 小計         | 1,220,878 | 101.8  | 64,124  | 106.1   | 1,156,754 | 101.5 | 1    | 20.0 |     |   | 1   | 20.0 |
| 東海北陸  | 石川         | 53,593    | 102.5  | 2,479   | 100.8   | 51,114    | 102.6 |      |      |     |   |     |      |
|       | 愛知         | 369,815   | 102.3  | 15,861  | 105.1   | 353,954   | 102.2 |      |      |     |   |     |      |
| 小計    | 423,408    | 102.4     | 18,340 | 104.5   | 405,068 | 102.3     |       |      |      |     |   |     |      |
| 近畿    | 大阪         | 479,476   | 110.0  | 15,034  | 106.6   | 464,442   | 110.1 |      |      |     |   |     |      |
|       | 兵庫         | 101,926   | 69.1   | 3,408   | 63.3    | 98,518    | 69.3  |      |      |     |   |     |      |
| 小計    | 581,402    | 99.6      | 18,442 | 94.7    | 562,960 | 99.8      |       |      |      |     |   |     |      |
| 中四国   | 広島         | 293,622   | 99.9   | 2,434   | 81.1    | 291,188   | 100.1 |      |      |     |   |     |      |
|       | 小計         | 293,622   | 99.9   | 2,434   | 81.1    | 291,188   | 100.1 |      |      |     |   |     |      |
| 九州    | 福岡         | 400,155   | 101.8  | 3,408   | 89.0    | 396,747   | 101.9 |      |      |     |   |     |      |
|       | 小計         | 400,155   | 101.8  | 3,408   | 89.0    | 396,747   | 101.9 |      |      |     |   |     |      |
| 全国合計  |            | 3,336,529 | 101.1  | 123,792 | 101.7   | 3,212,737 | 101.1 | 1    | 20.0 |     |   | 1   | 20.0 |

1) 全血製剤、赤血球製剤の製造本数は他製剤に転用した本数を除いた本数。

(2)照射全血製剤・照射赤血球製剤の製造本数(実本数)

令和5年1月～令和5年12月累計

| ブロック名 | 項目<br>都道府県 | 照射赤血球製剤   |       |       |         |       |           | 照射全血製剤 |     |      |       |       |     |       |      |
|-------|------------|-----------|-------|-------|---------|-------|-----------|--------|-----|------|-------|-------|-----|-------|------|
|       |            | 合 計       |       |       | 1 単 位   |       | 2 単 位     |        | 合 計 |      |       | 1 単 位 |     | 2 単 位 |      |
|       |            | 本         | 前年比   | 照射率   | 本       | 前年比   | 本         | 前年比    | 本   | 前年比  | 照射率   | 本     | 前年比 | 本     | 前年比  |
| 北海道   | 北海道        | 180,793   | 99.2  | 95.1  | 9,262   | 95.3  | 171,531   | 99.4   |     |      |       |       |     |       |      |
|       | 小計         | 180,793   | 99.2  | 95.1  | 9,262   | 95.3  | 171,531   | 99.4   |     |      |       |       |     |       |      |
| 東北    | 宮城         | 226,616   | 101.6 | 99.7  | 7,782   | 100.7 | 218,834   | 101.7  |     |      |       |       |     |       |      |
|       | 小計         | 226,616   | 101.6 | 99.7  | 7,782   | 100.7 | 218,834   | 101.7  |     |      |       |       |     |       |      |
| 関東甲信越 | 埼玉         | 559,168   | 100.4 | 97.1  | 32,914  | 102.0 | 526,254   | 100.3  | 1   | 20.0 | 100.0 |       |     | 1     | 20.0 |
|       | 東京         | 399,403   | 104.6 | 91.8  | 19,340  | 119.0 | 380,063   | 103.9  |     |      |       |       |     |       |      |
|       | 神奈川        | 206,606   | 103.5 | 98.2  | 10,026  | 101.2 | 196,580   | 103.7  |     |      |       |       |     |       |      |
|       | 小計         | 1,165,177 | 102.3 | 95.4  | 62,280  | 106.6 | 1,102,897 | 102.1  | 1   | 20.0 | 100.0 |       |     | 1     | 20.0 |
| 東海北陸  | 石川         | 53,593    | 102.5 | 100.0 | 2,479   | 100.8 | 51,114    | 102.6  |     |      |       |       |     |       |      |
|       | 愛知         | 343,925   | 101.6 | 92.9  | 15,555  | 106.3 | 328,370   | 101.4  |     |      |       |       |     |       |      |
|       | 小計         | 397,518   | 101.7 | 93.8  | 18,034  | 105.5 | 379,484   | 101.6  |     |      |       |       |     |       |      |
| 近畿    | 大阪         | 456,741   | 110.4 | 95.2  | 14,448  | 106.6 | 442,293   | 110.6  |     |      |       |       |     |       |      |
|       | 兵庫         | 92,500    | 67.0  | 90.6  | 3,408   | 63.3  | 89,092    | 67.2   |     |      |       |       |     |       |      |
|       | 小計         | 549,241   | 99.6  | 94.4  | 17,856  | 94.3  | 531,385   | 99.8   |     |      |       |       |     |       |      |
| 中四国   | 広島         | 287,888   | 100.1 | 98.0  | 2,434   | 81.1  | 285,454   | 100.3  |     |      |       |       |     |       |      |
|       | 小計         | 287,888   | 100.1 | 98.0  | 2,434   | 81.1  | 285,454   | 100.3  |     |      |       |       |     |       |      |
| 九州    | 福岡         | 379,085   | 101.7 | 94.7  | 3,288   | 88.8  | 375,797   | 101.8  |     |      |       |       |     |       |      |
|       | 小計         | 379,085   | 101.7 | 94.7  | 3,288   | 88.8  | 375,797   | 101.8  |     |      |       |       |     |       |      |
| 全国合計  |            | 3,186,318 | 101.3 | 95.5  | 120,936 | 102.0 | 3,065,382 | 101.2  | 1   | 20.0 | 100.0 |       |     | 1     | 20.0 |

1)全血製剤、赤血球製剤のうち、照射全血製剤、照射赤血球製剤を再掲。

2)「照射率」は、全血製剤、赤血球製剤の製造本数に占める照射製剤の割合。

### (3) 血漿製剤の製造本数(実本数)

令和5年1月～令和5年12月累計

| ブロック名 | 項目<br>都道府県 | 合計      |       | FFP-LR120 |       | FFP-LR240 |       | FFP-LR480 |       |
|-------|------------|---------|-------|-----------|-------|-----------|-------|-----------|-------|
|       |            | 本       | 前年比   | 本         | 前年比   | 本         | 前年比   | 本         | 前年比   |
| 北海道   | 北海道        | 43,125  | 91.2  | 1,165     | 108.2 | 37,411    | 91.9  | 4,549     | 82.3  |
|       | 小計         | 43,125  | 91.2  | 1,165     | 108.2 | 37,411    | 91.9  | 4,549     | 82.3  |
| 東北    | 宮城         | 57,482  | 106.5 | 964       | 84.3  | 48,144    | 107.0 | 8,374     | 106.7 |
|       | 小計         | 57,482  | 106.5 | 964       | 84.3  | 48,144    | 107.0 | 8,374     | 106.7 |
| 関東甲信越 | 埼玉         | 131,115 | 102.8 | 3,262     | 91.6  | 99,788    | 103.2 | 28,065    | 102.6 |
|       | 東京         | 137,964 | 95.1  | 4,464     | 101.0 | 104,323   | 95.0  | 29,177    | 94.7  |
|       | 神奈川        | 61,441  | 100.7 | 930       | 137.2 | 53,613    | 99.1  | 6,898     | 109.8 |
|       | 小計         | 330,520 | 99.1  | 8,656     | 100.0 | 257,724   | 98.9  | 64,140    | 99.5  |
| 東海北陸  | 石川         | 11,518  | 116.5 |           |       | 8,951     | 108.4 | 2,567     | 171.1 |
|       | 愛知         | 87,821  | 103.9 | 1,730     | 127.3 | 58,276    | 107.6 | 27,815    | 96.0  |
|       | 小計         | 99,339  | 105.2 | 1,730     | 116.5 | 67,227    | 107.7 | 30,382    | 99.7  |
| 近畿    | 大阪         | 174,002 | 118.9 | 2,628     | 68.5  | 147,793   | 118.8 | 23,581    | 130.4 |
|       | 兵庫         | 8,743   | 27.4  |           |       | 7,002     | 27.4  | 1,741     | 29.6  |
|       | 小計         | 182,745 | 102.6 | 2,628     | 61.3  | 154,795   | 103.2 | 25,322    | 105.7 |
| 中四国   | 広島         | 62,103  | 90.7  | 446       | 69.5  | 49,264    | 91.1  | 12,393    | 90.3  |
|       | 小計         | 62,103  | 90.7  | 446       | 69.5  | 49,264    | 91.1  | 12,393    | 90.3  |
| 九州    | 福岡         | 95,399  | 110.7 | 596       | 77.9  | 61,001    | 110.5 | 33,802    | 112.0 |
|       | 小計         | 95,399  | 110.7 | 596       | 77.9  | 61,001    | 110.5 | 33,802    | 112.0 |
| 全国合計  |            | 870,713 | 101.0 | 16,185    | 89.6  | 675,566   | 101.2 | 178,962   | 101.6 |

1) 血漿製剤製造本数は他製剤に転用した本数を除いた本数。

### (4) 血小板製剤の製造本数(実本数)

令和5年1月～令和5年12月累計

| ブロック名 | 項目  | 合 計     |       | 1 単 位 |      | 2 単 位 |       | 5 単 位  |       | 10 単 位  |       | 15 単 位 |         | 20 単 位 |         |
|-------|-----|---------|-------|-------|------|-------|-------|--------|-------|---------|-------|--------|---------|--------|---------|
|       |     | 本       | 前年比   | 本     | 前年比  | 本     | 前年比   | 本      | 前年比   | 本       | 前年比   | 本      | 前年比     | 本      | 前年比     |
| 北海道   | 北海道 | 37,834  | 98.2  |       |      |       |       | 457    | 103.6 | 19,323  | 104.3 | 8,357  | 93.6    | 9,697  | 91.1    |
|       | 小 計 | 37,834  | 98.2  |       |      |       |       | 457    | 103.6 | 19,323  | 104.3 | 8,357  | 93.6    | 9,697  | 91.1    |
| 東北    | 宮 城 | 57,928  | 100.4 |       |      |       |       | 1,131  | 76.4  | 55,786  | 100.9 | 613    | 125.4   | 398    | 99.7    |
|       | 小 計 | 57,928  | 100.4 |       |      |       |       | 1,131  | 76.4  | 55,786  | 100.9 | 613    | 125.4   | 398    | 99.7    |
| 関東甲信越 | 埼 玉 | 113,216 | 104.1 | 1     | -    |       |       | 2,316  | 99.5  | 98,200  | 104.5 | 2,255  | 72.9    | 10,444 | 112.0   |
|       | 東 京 | 147,117 | 98.3  |       |      |       |       | 3,979  | 102.7 | 133,517 | 97.6  | 1,593  | 97.3    | 8,028  | 108.5   |
|       | 神奈川 | 58,703  | 115.8 |       |      | 7     | 24.1  | 1,167  | 122.2 | 51,963  | 116.2 | 1,072  | 149.5   | 4,494  | 104.7   |
|       | 小 計 | 319,036 | 103.2 | 1     | 33.3 | 7     | 18.4  | 7,462  | 104.3 | 283,680 | 103.0 | 4,920  | 90.3    | 22,966 | 109.3   |
| 東海北陸  | 石 川 | 15,521  | 110.5 |       |      |       |       | 184    | 83.3  | 15,103  | 111.1 | 222    | 98.7    | 12     | 1,200.0 |
|       | 愛 知 | 92,079  | 99.6  |       |      |       |       | 1,823  | 82.6  | 86,564  | 101.3 | 1,544  | 57.5    | 2,148  | 100.5   |
|       | 小 計 | 107,600 | 101.0 |       |      |       |       | 2,007  | 82.6  | 101,667 | 102.7 | 1,766  | 60.7    | 2,160  | 101.0   |
| 近畿    | 大 阪 | 122,951 | 117.8 |       |      |       |       | 852    | 102.7 | 109,363 | 119.1 | 3,105  | 108.4   | 9,631  | 109.2   |
|       | 兵 庫 | 17,160  | 50.2  |       |      |       |       | 127    | 96.2  | 16,777  | 50.3  | 138    | 53.5    | 118    | 26.0    |
|       | 小 計 | 140,111 | 101.1 |       |      |       |       | 979    | 101.8 | 126,140 | 100.7 | 3,243  | 103.8   | 9,749  | 105.2   |
| 中四国   | 広 島 | 80,953  | 100.2 |       |      |       |       | 501    | 69.3  | 80,410  | 100.5 | 27     | 1,350.0 | 15     | 136.4   |
|       | 小 計 | 80,953  | 100.2 |       |      |       |       | 501    | 69.3  | 80,410  | 100.5 | 27     | 1,350.0 | 15     | 136.4   |
| 九州    | 福 岡 | 91,231  | 102.3 |       |      | 2     | 100.0 | 1,240  | 77.1  | 89,668  | 102.7 | 8      | 800.0   | 313    | 107.9   |
|       | 小 計 | 91,231  | 102.3 |       |      | 2     | 100.0 | 1,240  | 77.1  | 89,668  | 102.7 | 8      | 800.0   | 313    | 107.9   |
| 全国合計  |     | 834,693 | 101.7 | 1     | 5.9  | 9     | 13.0  | 13,777 | 93.1  | 756,674 | 102.1 | 18,934 | 90.6    | 45,298 | 103.5   |

1) 血小板製剤の製造本数は他製剤に転用した本数を除いた本数。

### (5)HLA血小板製剤の製造本数(実本数)

令和5年1月～令和5年12月累計

| ブロック名 | 項目<br>都道府県 | 合計         |             | 10<br>単位 |             | 15<br>単位 |             | 20<br>単位 |             |
|-------|------------|------------|-------------|----------|-------------|----------|-------------|----------|-------------|
|       |            | 本<br>計     | 前<br>年<br>比 | 本<br>計   | 前<br>年<br>比 | 本<br>計   | 前<br>年<br>比 | 本<br>計   | 前<br>年<br>比 |
| 北海道   | 北海道        | 本<br>1,369 | %<br>123.2  | 本<br>512 | %<br>179.6  | 本<br>391 | %<br>130.3  | 本<br>466 | %<br>88.6   |
|       | 小計         | 1,369      | 123.2       | 512      | 179.6       | 391      | 130.3       | 466      | 88.6        |
| 東北    | 宮城         | 1,304      | 98.4        | 1,291    | 98.2        | 3        | 60.0        | 10       | 166.7       |
|       | 小計         | 1,304      | 98.4        | 1,291    | 98.2        | 3        | 60.0        | 10       | 166.7       |
| 関東甲信越 | 埼玉         | 2,066      | 106.9       | 1,795    | 102.9       | 115      | 136.9       | 156      | 150.0       |
|       | 東京         | 3,560      | 99.8        | 3,207    | 98.7        | 47       | 64.4        | 306      | 124.9       |
|       | 神奈川        | 1,167      | 99.1        | 1,034    | 94.4        | 29       | 362.5       | 104      | 138.7       |
|       | 小計         | 6,793      | 101.8       | 6,036    | 99.2        | 191      | 115.8       | 566      | 133.5       |
| 東海北陸  | 石川         | 215        | 151.4       | 210      | 147.9       |          |             | 5        | -           |
|       | 愛知         | 1,530      | 90.2        | 1,464    | 88.2        | 10       | 142.9       | 56       | 180.6       |
|       | 小計         | 1,745      | 94.9        | 1,674    | 92.9        | 10       | 142.9       | 61       | 196.8       |
| 近畿    | 大阪         | 3,419      | 105.1       | 3,081    | 106.1       | 126      | 92.6        | 212      | 99.1        |
|       | 兵庫         | 454        | 54.1        | 432      | 55.6        | 12       | 60.0        | 10       | 23.8        |
|       | 小計         | 3,873      | 94.6        | 3,513    | 95.5        | 138      | 88.5        | 222      | 86.7        |
| 中四国   | 広島         | 929        | 97.0        | 928      | 96.9        | 1        | -           |          |             |
|       | 小計         | 929        | 97.0        | 928      | 96.9        | 1        | -           |          |             |
| 九州    | 福岡         | 844        | 74.4        | 709      | 66.0        | 4        | -           | 131      | 214.8       |
|       | 小計         | 844        | 74.4        | 709      | 66.0        | 4        | -           | 131      | 214.8       |
| 全国合計  |            | 16,857     | 98.4        | 14,663   | 96.5        | 738      | 116.6       | 1,456    | 111.7       |

1)血小板製剤のうち、HLA血小板製剤を再掲。

## (6)照射血小板製剤の製造本数(実本数)

令和5年1月～令和5年12月累計

| ブロック名 | 項目<br>都道府県 | 合計      |       |       | 1  |      | 2  |       | 5      |        | 10      |       | 15     |         | 20     |         |
|-------|------------|---------|-------|-------|----|------|----|-------|--------|--------|---------|-------|--------|---------|--------|---------|
|       |            | 本       | 前年比   | 照射率   | 単位 | 前年比  | 単位 | 前年比   | 単位     | 前年比    | 単位      | 前年比   | 単位     | 前年比     | 単位     | 前年比     |
| 北海道   | 北海道        | 37,834  | 98.2  | 100.0 |    |      |    |       | 457    | 103.6  | 19,323  | 104.3 | 8,357  | 93.6    | 9,697  | 91.1    |
|       | 小計         | 37,834  | 98.2  | 100.0 |    |      |    |       | 457    | 103.6  | 19,323  | 104.3 | 8,357  | 93.6    | 9,697  | 91.1    |
| 東北    | 宮城         | 57,928  | 100.4 | 100.0 |    |      |    |       | 1,131  | 76.4   | 55,786  | 100.9 | 613    | 125.4   | 398    | 99.7    |
|       | 小計         | 57,928  | 100.4 | 100.0 |    |      |    |       | 1,131  | 76.4   | 55,786  | 100.9 | 613    | 125.4   | 398    | 99.7    |
| 関東甲信越 | 埼玉         | 112,879 | 104.1 | 99.7  | 1  | -    |    |       | 2,316  | 99.5   | 97,865  | 104.4 | 2,255  | 72.9    | 10,442 | 112.0   |
|       | 東京         | 147,016 | 98.3  | 99.9  |    |      |    |       | 3,979  | 102.7  | 133,416 | 97.6  | 1,593  | 97.3    | 8,028  | 108.5   |
|       | 神奈川        | 58,696  | 115.8 | 100.0 |    |      | 7  | 24.1  | 1,167  | 122.2  | 51,956  | 116.2 | 1,072  | 149.5   | 4,494  | 104.7   |
|       | 小計         | 318,591 | 103.2 | 99.9  | 1  | 33.3 | 7  | 18.4  | 7,462  | 104.3  | 283,237 | 102.9 | 4,920  | 90.3    | 22,964 | 109.3   |
| 東海北陸  | 石川         | 15,521  | 110.5 | 100.0 |    |      |    |       | 184    | 83.3   | 15,103  | 111.1 | 222    | 98.7    | 12     | 1,200.0 |
|       | 愛知         | 88,394  | 99.6  | 95.8  |    |      |    |       | 1,590  | 93.9   | 83,501  | 101.2 | 1,464  | 57.4    | 1,839  | 94.0    |
| 小計    | 103,915    | 101.1   | 96.4  |       |    |      |    | 1,774 | 92.6   | 98,604 | 102.6   | 1,686 | 60.8   | 1,851   | 94.6   |         |
| 近畿    | 大阪         | 122,951 | 117.8 | 100.0 |    |      |    |       | 852    | 102.7  | 109,363 | 119.1 | 3,105  | 108.4   | 9,631  | 109.2   |
|       | 兵庫         | 17,160  | 50.2  | 100.0 |    |      |    |       | 127    | 96.2   | 16,777  | 50.3  | 138    | 53.5    | 118    | 26.0    |
|       | 小計         | 140,111 | 101.1 | 100.0 |    |      |    |       | 979    | 101.8  | 126,140 | 100.7 | 3,243  | 103.8   | 9,749  | 105.2   |
| 中四国   | 広島         | 80,953  | 100.2 | 100.0 |    |      |    |       | 501    | 69.3   | 80,410  | 100.5 | 27     | 1,350.0 | 15     | 136.4   |
|       | 小計         | 80,953  | 100.2 | 100.0 |    |      |    |       | 501    | 69.3   | 80,410  | 100.5 | 27     | 1,350.0 | 15     | 136.4   |
| 九州    | 福岡         | 91,222  | 102.3 | 100.0 |    |      | 2  | 100.0 | 1,240  | 77.1   | 89,659  | 102.7 | 8      | 800.0   | 313    | 107.9   |
|       | 小計         | 91,222  | 102.3 | 100.0 |    |      | 2  | 100.0 | 1,240  | 77.1   | 89,659  | 102.7 | 8      | 800.0   | 313    | 107.9   |
| 全国合計  |            | 830,554 | 101.7 | 99.5  | 1  | 5.9  | 9  | 13.0  | 13,544 | 94.8   | 753,159 | 102.1 | 18,854 | 90.8    | 44,987 | 103.2   |

1) 血小板製剤のうち、照射血小板製剤を再掲。

2) 「照射率」は、血小板製剤製造本数に占める照射血小板製剤の割合。

### 3 供給状況

#### (1) 血液製剤の純供給本数(換算本数・実本数)

令和5年1月～令和5年12月累計

| ブロック名 | 項目<br>都道府県 | 単 位 換 算    |           |        |           |         |        |           |         |        |           |         |       | 実 本 数   |      |        |           |         |
|-------|------------|------------|-----------|--------|-----------|---------|--------|-----------|---------|--------|-----------|---------|-------|---------|------|--------|-----------|---------|
|       |            | 合 計        |           |        | 赤 血 球 製 剤 |         |        | 血 漿 製 剤   |         |        | 血 小 板 製 剤 |         |       | 全 血 製 剤 |      |        | 合 計       | 前 年 比   |
|       |            | 本          | %         | %      | 本         | %       | %      | 本         | %       | %      | 本         | %       | %     | 本       | %    | %      |           |         |
| 北海道   |            | 972,447    | 97.6      | 5.6    | 366,629   | 98.4    | 5.6    | 98,443    | 100.7   | 4.6    | 507,375   | 96.4    | 5.8   |         |      |        | 270,483   | 98.7    |
| 小計    |            | 972,447    | 97.6      | 5.6    | 366,629   | 98.4    | 5.6    | 98,443    | 100.7   | 4.6    | 507,375   | 96.4    | 5.8   |         |      |        | 270,483   | 98.7    |
| 東北    | 青森         | 212,639    | 103.7     | 1.2    | 81,649    | 103.5   | 1.2    | 20,605    | 112.5   | 1.0    | 110,385   | 102.2   | 1.3   |         |      |        | 61,413    | 104.6   |
|       | 岩手         | 142,306    | 99.8      | 0.8    | 54,728    | 100.7   | 0.8    | 14,033    | 86.2    | 0.7    | 73,545    | 102.3   | 0.8   |         |      |        | 42,093    | 99.4    |
|       | 宮城         | 298,515    | 104.9     | 1.7    | 102,917   | 101.8   | 1.6    | 39,258    | 107.3   | 1.9    | 156,340   | 106.4   | 1.8   |         |      |        | 84,185    | 103.0   |
|       | 秋田         | 121,722    | 90.7      | 0.7    | 47,097    | 98.9    | 0.7    | 11,895    | 85.4    | 0.6    | 62,730    | 86.3    | 0.7   |         |      |        | 34,690    | 94.3    |
|       | 山形         | 137,134    | 107.7     | 0.8    | 54,293    | 104.4   | 0.8    | 16,466    | 102.6   | 0.8    | 66,375    | 111.9   | 0.8   |         |      |        | 41,712    | 104.2   |
|       | 福島         | 228,668    | 96.1      | 1.3    | 101,815   | 99.2    | 1.6    | 25,073    | 103.1   | 1.2    | 101,780   | 91.7    | 1.2   |         |      |        | 73,559    | 98.7    |
| 小計    |            | 1,140,984  | 100.8     | 6.5    | 442,499   | 101.4   | 6.8    | 127,330   | 101.5   | 6.0    | 571,155   | 100.2   | 6.5   |         |      |        | 337,652   | 101.1   |
| 関東甲信越 | 茨城         | 315,971    | 99.0      | 1.8    | 132,289   | 100.1   | 2.0    | 33,102    | 103.0   | 1.6    | 150,580   | 97.2    | 1.7   |         |      |        | 96,568    | 100.5   |
|       | 栃木         | 259,579    | 97.9      | 1.5    | 93,431    | 99.9    | 1.4    | 36,296    | 100.6   | 1.7    | 129,850   | 95.8    | 1.5   | 2       | 20.0 | 100.0  | 78,904    | 99.5    |
|       | 群馬         | 291,485    | 101.3     | 1.7    | 102,015   | 99.5    | 1.6    | 27,835    | 83.8    | 1.3    | 161,635   | 106.4   | 1.8   |         |      |        | 78,783    | 98.5    |
|       | 埼玉         | 813,841    | 103.0     | 4.7    | 333,580   | 101.9   | 5.1    | 97,571    | 102.4   | 4.6    | 382,690   | 104.1   | 4.4   |         |      |        | 249,108   | 102.6   |
|       | 千葉         | 871,449    | 105.9     | 5.0    | 333,706   | 101.9   | 5.1    | 128,673   | 104.6   | 6.1    | 409,070   | 109.8   | 4.7   |         |      |        | 262,497   | 103.9   |
|       | 東京         | 2,295,000  | 103.5     | 13.2   | 751,706   | 103.4   | 11.5   | 285,739   | 105.3   | 13.5   | 1,257,555 | 103.1   | 14.3  |         |      |        | 622,025   | 103.5   |
|       | 神奈川        | 1,169,863  | 103.7     | 6.7    | 430,413   | 102.6   | 6.6    | 144,751   | 101.1   | 6.8    | 594,699   | 105.3   | 6.8   |         |      |        | 339,957   | 102.8   |
|       | 新潟         | 288,473    | 97.2      | 1.7    | 97,856    | 100.3   | 1.5    | 26,522    | 112.1   | 1.3    | 164,095   | 93.5    | 1.9   |         |      |        | 73,973    | 101.0   |
|       | 山梨         | 90,312     | 93.0      | 0.5    | 39,109    | 100.7   | 0.6    | 13,328    | 100.5   | 0.6    | 37,875    | 84.3    | 0.4   |         |      |        | 29,012    | 97.8    |
|       | 長野         | 217,672    | 99.3      | 1.2    | 82,264    | 97.6    | 1.3    | 25,612    | 103.2   | 1.2    | 109,796   | 99.7    | 1.3   |         |      |        | 63,573    | 98.3    |
| 小計    |            | 6,613,645  | 102.6     | 38.0   | 2,396,369 | 102.0   | 36.7   | 819,429   | 102.9   | 38.7   | 3,397,845 | 103.0   | 38.8  | 2       | 20.0 | 100.0  | 1,894,490 | 102.4   |
| 東海北陸  | 富山         | 128,997    | 100.5     | 0.7    | 50,882    | 100.1   | 0.8    | 11,245    | 93.9    | 0.5    | 66,870    | 101.9   | 0.8   |         |      |        | 37,683    | 99.4    |
|       | 石川         | 140,536    | 106.3     | 0.8    | 45,316    | 99.2    | 0.7    | 13,485    | 94.0    | 0.6    | 81,735    | 113.1   | 0.9   |         |      |        | 38,103    | 101.3   |
|       | 福井         | 98,204     | 96.5      | 0.6    | 40,082    | 99.0    | 0.6    | 8,707     | 110.8   | 0.4    | 49,415    | 92.4    | 0.6   |         |      |        | 29,273    | 98.4    |
|       | 岐阜         | 286,473    | 100.8     | 1.6    | 115,938   | 101.2   | 1.8    | 33,225    | 97.9    | 1.6    | 137,310   | 101.1   | 1.6   |         |      |        | 85,574    | 100.9   |
|       | 静岡         | 442,386    | 102.8     | 2.5    | 175,037   | 100.9   | 2.7    | 48,594    | 105.0   | 2.3    | 218,755   | 103.9   | 2.5   |         |      |        | 134,448   | 102.4   |
|       | 愛知         | 897,301    | 102.6     | 5.2    | 335,540   | 103.1   | 5.1    | 122,426   | 104.5   | 5.8    | 439,335   | 101.8   | 5.0   |         |      |        | 251,889   | 103.4   |
| 三重    | 176,092    | 101.7      | 1.0       | 61,274 | 101.3     | 0.9     | 18,958 | 108.1     | 0.9     | 95,860 | 100.7     | 1.1     |       |         |      | 48,922 | 102.4     |         |
| 小計    |            | 2,169,989  | 102.1     | 12.5   | 824,069   | 101.6   | 12.6   | 256,640   | 103.0   | 12.1   | 1,089,280 | 102.3   | 12.4  |         |      |        | 625,892   | 102.1   |
| 近畿    | 滋賀         | 172,452    | 105.8     | 1.0    | 66,772    | 105.3   | 1.0    | 19,135    | 112.0   | 0.9    | 86,545    | 104.9   | 1.0   |         |      |        | 51,101    | 105.6   |
|       | 京都         | 465,100    | 111.4     | 2.7    | 149,682   | 103.2   | 2.3    | 62,073    | 119.6   | 2.9    | 253,345   | 114.9   | 2.9   |         |      |        | 126,387   | 107.7   |
|       | 大阪         | 1,480,714  | 100.7     | 8.5    | 559,717   | 100.9   | 8.6    | 201,627   | 102.6   | 9.5    | 719,370   | 99.9    | 8.2   |         |      |        | 438,916   | 101.0   |
|       | 兵庫         | 594,985    | 94.2      | 3.4    | 229,985   | 95.9    | 3.5    | 86,635    | 94.9    | 4.1    | 278,365   | 92.7    | 3.2   |         |      |        | 182,867   | 95.5    |
|       | 奈良         | 205,653    | 100.8     | 1.2    | 78,044    | 98.1    | 1.2    | 31,404    | 100.0   | 1.5    | 96,205    | 103.4   | 1.1   |         |      |        | 63,034    | 98.6    |
| 和歌山   | 142,302    | 101.6      | 0.8       | 56,793 | 95.4      | 0.9     | 14,194 | 81.0      | 0.7     | 71,315 | 113.2     | 0.8     |       |         |      | 41,297 | 96.0      |         |
| 小計    |            | 3,061,206  | 101.1     | 17.6   | 1,140,993 | 99.9    | 17.5   | 415,068   | 102.3   | 19.6   | 1,505,145 | 101.8   | 17.2  |         |      |        | 903,602   | 100.5   |
| 中四国   | 鳥取         | 76,509     | 100.6     | 0.4    | 29,565    | 98.0    | 0.5    | 8,624     | 107.0   | 0.4    | 38,320    | 101.3   | 0.4   |         |      |        | 22,304    | 99.0    |
|       | 島根         | 67,984     | 91.3      | 0.4    | 24,100    | 93.4    | 0.4    | 8,414     | 84.8    | 0.4    | 35,470    | 91.6    | 0.4   |         |      |        | 19,298    | 91.9    |
|       | 岡山         | 247,917    | 103.1     | 1.4    | 91,563    | 95.9    | 1.4    | 28,224    | 101.2   | 1.3    | 128,130   | 109.4   | 1.5   |         |      |        | 71,090    | 98.8    |
|       | 広島         | 451,281    | 100.3     | 2.6    | 146,682   | 104.0   | 2.2    | 31,214    | 99.3    | 1.5    | 273,385   | 98.5    | 3.1   |         |      |        | 113,015   | 102.3   |
|       | 山口         | 174,878    | 97.9      | 1.0    | 79,790    | 98.6    | 1.2    | 20,803    | 104.6   | 1.0    | 74,285    | 95.5    | 0.8   |         |      |        | 56,651    | 98.6    |
|       | 徳島         | 110,416    | 102.1     | 0.6    | 40,974    | 96.9    | 0.6    | 9,652     | 107.0   | 0.5    | 59,790    | 105.2   | 0.7   |         |      |        | 30,616    | 100.1   |
|       | 香川         | 117,748    | 87.9      | 0.7    | 51,230    | 96.0    | 0.8    | 12,828    | 80.1    | 0.6    | 53,690    | 83.2    | 0.6   |         |      |        | 36,583    | 91.1    |
|       | 愛媛         | 170,653    | 100.6     | 1.0    | 70,509    | 98.4    | 1.1    | 17,444    | 91.6    | 0.8    | 82,700    | 104.8   | 0.9   |         |      |        | 51,371    | 98.0    |
|       | 高知         | 105,810    | 99.4      | 0.6    | 40,346    | 98.0    | 0.6    | 12,099    | 88.0    | 0.6    | 53,365    | 103.6   | 0.6   |         |      |        | 29,714    | 97.0    |
|       | 小計         |            | 1,523,196 | 99.1   | 8.7       | 574,759 | 98.8   | 8.8       | 149,302 | 96.3   | 7.0       | 799,135 | 99.8  | 9.1     |      |        |           | 430,642 |
| 九州    | 福岡         | 673,434    | 104.2     | 3.9    | 279,144   | 101.7   | 4.3    | 93,960    | 109.1   | 4.4    | 300,330   | 105.1   | 3.4   |         |      |        | 204,252   | 103.5   |
|       | 佐賀         | 82,839     | 109.8     | 0.5    | 35,583    | 102.5   | 0.5    | 8,951     | 103.9   | 0.4    | 38,305    | 119.1   | 0.4   |         |      |        | 24,479    | 104.9   |
|       | 長崎         | 215,230    | 103.0     | 1.2    | 79,288    | 100.9   | 1.2    | 25,352    | 114.6   | 1.2    | 110,590   | 102.2   | 1.3   |         |      |        | 58,319    | 102.8   |
|       | 熊本         | 234,121    | 99.9      | 1.3    | 103,421   | 102.5   | 1.6    | 29,585    | 99.5    | 1.4    | 101,115   | 97.5    | 1.2   |         |      |        | 73,983    | 100.9   |
|       | 大分         | 168,421    | 112.9     | 1.0    | 62,061    | 103.5   | 0.9    | 22,260    | 126.9   | 1.1    | 84,100    | 117.3   | 1.0   |         |      |        | 46,435    | 109.0   |
|       | 宮崎         | 138,924    | 103.7     | 0.8    | 56,873    | 102.6   | 0.9    | 16,466    | 108.9   | 0.8    | 65,585    | 103.5   | 0.7   |         |      |        | 40,906    | 104.2   |
|       | 鹿児島        | 233,870    | 99.7      | 1.3    | 98,670    | 100.3   | 1.5    | 26,740    | 93.1    | 1.3    | 108,460   | 100.9   | 1.2   |         |      |        | 72,134    | 99.2    |
|       | 沖縄         | 192,698    | 89.4      | 1.1    | 74,797    | 96.3    | 1.1    | 28,877    | 91.6    | 1.4    | 89,024    | 83.7    | 1.0   |         |      |        | 58,829    | 93.3    |
|       | 小計         |            | 1,939,537 | 102.2  | 11.1      | 789,837 | 101.3  | 12.1      | 252,191 | 105.3  | 11.9      | 897,509 | 102.1 | 10.2    |      |        |           | 579,337 |
| 全国合計  |            | 17,421,004 | 101.5     | 100.0  | 6,535,155 | 100.9   | 100.0  | 2,118,403 | 102.4   | 100.0  | 8,767,444 | 101.7   | 100.0 | 2       | 20.0 | 100.0  | 5,042,098 | 101.3   |

- 1)「換算本数」は、200mL献血から得られる量を1本として換算し、各製剤の単位数を本数に換算した本数。
- 2) 血漿製剤の単位換算は、FFP-LR120を1単位、FFP-LR240を2単位、FFP-LR480を4単位としていること。
- 3)「純供給本数」は供給後に返品・返納された製剤を除いた本数。
- 4)「全国に占める割合」は、全国のうち当該血液センターが占める供給本数。



(2)全血製剤・赤血球製剤の純供給本数(実本数)

令和5年1月～令和5年12月累計

| ブロック名 | 項目<br>都道府県 | 赤血球製剤     |       |         |       |           |       | 全血製剤 |      |     |   |     |      |
|-------|------------|-----------|-------|---------|-------|-----------|-------|------|------|-----|---|-----|------|
|       |            | 合計        |       | 1単位     |       | 2単位       |       | 合計   |      | 1単位 |   | 2単位 |      |
|       |            | 本         | %     | 本       | %     | 本         | %     | 本    | %    | 本   | % | 本   | %    |
| 北海道   | 北海道        | 187,896   | 98.3  | 9,163   | 94.9  | 178,733   | 98.5  |      |      |     |   |     |      |
|       | 小計         | 187,896   | 98.3  | 9,163   | 94.9  | 178,733   | 98.5  |      |      |     |   |     |      |
| 東北    | 青森         | 41,939    | 103.8 | 2,229   | 114.8 | 39,710    | 103.3 |      |      |     |   |     |      |
|       | 岩手         | 27,835    | 100.5 | 942     | 88.3  | 26,893    | 101.0 |      |      |     |   |     |      |
|       | 宮城         | 52,142    | 101.7 | 1,367   | 95.0  | 50,775    | 101.9 |      |      |     |   |     |      |
|       | 秋田         | 23,811    | 98.4  | 525     | 67.2  | 23,286    | 99.4  |      |      |     |   |     |      |
|       | 山形         | 27,552    | 104.2 | 811     | 96.3  | 26,741    | 104.5 |      |      |     |   |     |      |
|       | 福島         | 51,738    | 99.4  | 1,661   | 112.2 | 50,077    | 99.0  |      |      |     |   |     |      |
|       | 小計         | 225,017   | 101.3 | 7,535   | 99.8  | 217,482   | 101.4 |      |      |     |   |     |      |
| 関東甲信越 | 茨城         | 67,747    | 100.2 | 3,205   | 101.8 | 64,542    | 100.1 |      |      |     |   |     |      |
|       | 栃木         | 49,065    | 100.5 | 4,699   | 112.7 | 44,366    | 99.3  | 1    | 20.0 |     |   | 1   | 20.0 |
|       | 群馬         | 52,471    | 100.0 | 2,927   | 116.9 | 49,544    | 99.1  |      |      |     |   |     |      |
|       | 埼玉         | 171,492   | 101.9 | 9,404   | 101.8 | 162,088   | 101.9 |      |      |     |   |     |      |
|       | 千葉         | 169,181   | 101.7 | 4,656   | 88.7  | 164,525   | 102.2 |      |      |     |   |     |      |
|       | 東京         | 389,104   | 103.6 | 26,502  | 108.4 | 362,602   | 103.2 |      |      |     |   |     |      |
|       | 神奈川        | 220,113   | 102.7 | 9,813   | 107.3 | 210,300   | 102.4 |      |      |     |   |     |      |
|       | 新潟         | 49,830    | 100.4 | 1,804   | 108.0 | 48,026    | 100.2 |      |      |     |   |     |      |
|       | 山梨         | 19,979    | 100.4 | 849     | 88.8  | 19,130    | 101.0 |      |      |     |   |     |      |
|       | 長野         | 41,690    | 97.4  | 1,116   | 84.1  | 40,574    | 97.8  |      |      |     |   |     |      |
|       | 小計         | 1,230,672 | 102.0 | 64,975  | 105.0 | 1,165,697 | 101.9 | 1    | 20.0 |     |   | 1   | 20.0 |
| 東海北陸  | 富山         | 25,964    | 100.2 | 1,046   | 102.6 | 24,918    | 100.1 |      |      |     |   |     |      |
|       | 石川         | 23,353    | 99.7  | 1,390   | 117.7 | 21,963    | 98.8  |      |      |     |   |     |      |
|       | 福井         | 20,452    | 98.9  | 822     | 95.1  | 19,630    | 99.1  |      |      |     |   |     |      |
|       | 岐阜         | 59,473    | 101.3 | 3,008   | 106.9 | 56,465    | 101.0 |      |      |     |   |     |      |
|       | 静岡         | 90,049    | 101.2 | 5,061   | 111.5 | 84,988    | 100.6 |      |      |     |   |     |      |
|       | 愛三重        | 171,121   | 103.0 | 6,702   | 97.8  | 164,419   | 103.2 |      |      |     |   |     |      |
|       | 小計         | 421,138   | 101.7 | 18,207  | 105.0 | 402,931   | 101.5 |      |      |     |   |     |      |
| 近畿    | 滋賀         | 33,917    | 105.0 | 1,062   | 88.0  | 32,855    | 105.7 |      |      |     |   |     |      |
|       | 京都         | 75,201    | 103.1 | 720     | 83.7  | 74,481    | 103.3 |      |      |     |   |     |      |
|       | 大阪         | 284,664   | 100.9 | 9,611   | 99.3  | 275,053   | 100.9 |      |      |     |   |     |      |
|       | 兵庫         | 117,395   | 95.8  | 4,805   | 91.6  | 112,590   | 96.0  |      |      |     |   |     |      |
|       | 奈良和歌山      | 39,625    | 98.2  | 1,206   | 107.3 | 38,419    | 97.9  |      |      |     |   |     |      |
|       | 小計         | 579,707   | 99.8  | 18,421  | 94.8  | 561,286   | 100.0 |      |      |     |   |     |      |
| 中四国   | 鳥取         | 14,798    | 98.1  | 31      | 310.0 | 14,767    | 97.9  |      |      |     |   |     |      |
|       | 島根         | 12,051    | 93.4  | 2       | 25.0  | 12,049    | 93.4  |      |      |     |   |     |      |
|       | 岡山         | 46,218    | 95.7  | 873     | 76.8  | 45,345    | 96.1  |      |      |     |   |     |      |
|       | 広島         | 73,812    | 104.0 | 942     | 95.9  | 72,870    | 104.1 |      |      |     |   |     |      |
|       | 山口         | 39,980    | 98.6  | 170     | 82.9  | 39,810    | 98.6  |      |      |     |   |     |      |
|       | 徳島         | 20,513    | 97.0  | 52      | 126.8 | 20,461    | 96.9  |      |      |     |   |     |      |
|       | 香川         | 25,618    | 96.0  | 6       | 30.0  | 25,612    | 96.0  |      |      |     |   |     |      |
|       | 愛媛         | 35,268    | 98.4  | 27      | 81.8  | 35,241    | 98.4  |      |      |     |   |     |      |
|       | 高知         | 20,245    | 97.9  | 144     | 67.3  | 20,101    | 98.2  |      |      |     |   |     |      |
|       | 小計         | 288,503   | 98.7  | 2,247   | 84.8  | 286,256   | 98.9  |      |      |     |   |     |      |
| 九州    | 福岡         | 139,822   | 101.7 | 500     | 100.0 | 139,322   | 101.7 |      |      |     |   |     |      |
|       | 佐賀         | 17,798    | 102.5 | 13      | 61.9  | 17,785    | 102.5 |      |      |     |   |     |      |
|       | 長崎         | 39,819    | 101.0 | 350     | 128.7 | 39,469    | 100.8 |      |      |     |   |     |      |
|       | 熊本         | 51,895    | 102.4 | 369     | 74.8  | 51,526    | 102.7 |      |      |     |   |     |      |
|       | 大分         | 31,097    | 103.5 | 133     | 106.4 | 30,964    | 103.5 |      |      |     |   |     |      |
|       | 宮崎         | 28,462    | 102.6 | 51      | 164.5 | 28,411    | 102.6 |      |      |     |   |     |      |
|       | 鹿児島        | 49,488    | 100.0 | 306     | 50.7  | 49,182    | 100.6 |      |      |     |   |     |      |
|       | 沖縄         | 37,529    | 96.3  | 261     | 98.1  | 37,268    | 96.3  |      |      |     |   |     |      |
|       | 小計         | 395,910   | 101.2 | 1,983   | 85.8  | 393,927   | 101.3 |      |      |     |   |     |      |
| 全国合計  |            | 3,328,843 | 100.9 | 122,531 | 101.4 | 3,206,312 | 100.9 | 1    | 20.0 |     |   | 1   | 20.0 |

1)「純供給本数」は供給後に返品・返納された製剤を除いた本数。

(3)照射全血製剤・照射赤血球製剤の純供給本数(実本数)

令和5年1月～令和5年12月累計

| ブロック名 | 項目        | 照射赤血球製剤 |       |         |        |       |           |         |       |       | 照射全血製剤 |       |       |     |     |     |      |       |       |  |
|-------|-----------|---------|-------|---------|--------|-------|-----------|---------|-------|-------|--------|-------|-------|-----|-----|-----|------|-------|-------|--|
|       |           | 合計      |       |         | 1単位    |       |           | 2単位     |       |       | 合計     |       |       | 1単位 |     |     | 2単位  |       |       |  |
|       |           | 本       | 前年比   | 照射率     | 本      | 前年比   | 照射率       | 本       | 前年比   | 照射率   | 本      | 前年比   | 照射率   | 本   | 前年比 | 照射率 | 本    | 前年比   | 照射率   |  |
| 北海道   | 北海道       | 178,850 | 98.3  | 95.2    | 9,163  | 94.9  | 100.0     | 169,687 | 98.5  | 94.9  |        |       |       |     |     |     |      |       |       |  |
|       | 小計        | 178,850 | 98.3  | 95.2    | 9,163  | 94.9  | 100.0     | 169,687 | 98.5  | 94.9  |        |       |       |     |     |     |      |       |       |  |
| 東北    | 青森        | 41,939  | 103.8 | 100.0   | 2,229  | 114.8 | 100.0     | 39,710  | 103.3 | 100.0 |        |       |       |     |     |     |      |       |       |  |
|       | 岩手        | 27,835  | 100.5 | 100.0   | 942    | 88.3  | 100.0     | 26,893  | 101.0 | 100.0 |        |       |       |     |     |     |      |       |       |  |
|       | 宮城        | 52,142  | 101.7 | 100.0   | 1,367  | 95.0  | 100.0     | 50,775  | 101.9 | 100.0 |        |       |       |     |     |     |      |       |       |  |
|       | 秋田        | 23,811  | 98.4  | 100.0   | 525    | 67.2  | 100.0     | 23,286  | 99.4  | 100.0 |        |       |       |     |     |     |      |       |       |  |
|       | 山形        | 26,931  | 104.5 | 97.7    | 811    | 96.3  | 100.0     | 26,120  | 104.7 | 97.7  |        |       |       |     |     |     |      |       |       |  |
|       | 福島        | 51,738  | 99.4  | 100.0   | 1,661  | 112.2 | 100.0     | 50,077  | 99.0  | 100.0 |        |       |       |     |     |     |      |       |       |  |
|       | 小計        | 224,396 | 101.3 | 99.7    | 7,535  | 99.8  | 100.0     | 216,861 | 101.4 | 99.7  |        |       |       |     |     |     |      |       |       |  |
| 関東甲信越 | 茨城        | 67,747  | 100.2 | 100.0   | 3,205  | 101.8 | 100.0     | 64,542  | 100.1 | 100.0 |        |       |       |     |     |     |      |       |       |  |
|       | 栃木        | 42,319  | 101.3 | 86.3    | 3,790  | 113.2 | 80.7      | 38,529  | 100.3 | 86.8  | 1      | 20.0  | 100.0 |     |     |     | 1    | 20.0  | 100.0 |  |
|       | 群馬        | 50,420  | 99.6  | 96.1    | 2,927  | 116.9 | 100.0     | 47,493  | 98.7  | 95.9  |        |       |       |     |     |     |      |       |       |  |
|       | 埼玉        | 166,677 | 102.1 | 97.2    | 9,404  | 101.8 | 100.0     | 157,273 | 102.1 | 97.0  |        |       |       |     |     |     |      |       |       |  |
|       | 千葉        | 165,825 | 101.7 | 98.0    | 4,656  | 88.7  | 100.0     | 161,169 | 102.2 | 98.0  |        |       |       |     |     |     |      |       |       |  |
|       | 東京        | 356,985 | 104.6 | 91.7    | 25,603 | 110.1 | 96.6      | 331,382 | 104.2 | 91.4  |        |       |       |     |     |     |      |       |       |  |
|       | 神奈川       | 216,370 | 103.8 | 98.3    | 9,813  | 107.3 | 100.0     | 206,557 | 103.6 | 98.2  |        |       |       |     |     |     |      |       |       |  |
|       | 新潟        | 46,781  | 101.9 | 93.9    | 1,767  | 106.9 | 97.9      | 45,014  | 101.7 | 93.7  |        |       |       |     |     |     |      |       |       |  |
|       | 山梨        | 19,979  | 100.4 | 100.0   | 849    | 88.8  | 100.0     | 19,130  | 101.0 | 100.0 |        |       |       |     |     |     |      |       |       |  |
|       | 長野        | 41,690  | 97.4  | 100.0   | 1,116  | 84.1  | 100.0     | 40,574  | 97.8  | 100.0 |        |       |       |     |     |     |      |       |       |  |
| 小計    | 1,174,793 | 102.6   | 95.5  | 63,130  | 105.6  | 97.2  | 1,111,663 | 102.5   | 95.4  | 1     | 20.0   | 100.0 |       |     |     | 1   | 20.0 | 100.0 |       |  |
| 東海北陸  | 富山        | 25,964  | 100.2 | 100.0   | 1,046  | 102.6 | 100.0     | 24,918  | 100.1 | 100.0 |        |       |       |     |     |     |      |       |       |  |
|       | 石川        | 23,353  | 99.7  | 100.0   | 1,390  | 117.7 | 100.0     | 21,963  | 98.8  | 100.0 |        |       |       |     |     |     |      |       |       |  |
|       | 福井        | 18,928  | 99.2  | 92.5    | 822    | 95.1  | 100.0     | 18,106  | 99.4  | 92.2  |        |       |       |     |     |     |      |       |       |  |
|       | 岐阜        | 59,379  | 101.2 | 99.8    | 3,008  | 106.9 | 100.0     | 56,371  | 101.0 | 99.8  |        |       |       |     |     |     |      |       |       |  |
|       | 静岡        | 87,989  | 100.9 | 97.7    | 5,057  | 112.1 | 99.9      | 82,932  | 100.3 | 97.6  |        |       |       |     |     |     |      |       |       |  |
|       | 愛知        | 151,605 | 101.6 | 88.6    | 6,416  | 99.6  | 95.7      | 145,189 | 101.7 | 88.3  |        |       |       |     |     |     |      |       |       |  |
|       | 三重        | 28,108  | 101.2 | 91.5    | 162    | 385.7 | 91.0      | 27,946  | 100.7 | 91.5  |        |       |       |     |     |     |      |       |       |  |
| 小計    | 395,326   | 101.0   | 93.9  | 17,901  | 106.1  | 98.3  | 377,425   | 100.8   | 93.7  |       |        |       |       |     |     |     |      |       |       |  |
| 近畿    | 滋賀        | 33,913  | 105.0 | 100.0   | 1,061  | 87.9  | 99.9      | 32,852  | 105.7 | 100.0 |        |       |       |     |     |     |      |       |       |  |
|       | 京都        | 73,704  | 103.1 | 98.0    | 720    | 83.7  | 100.0     | 72,984  | 103.4 | 98.0  |        |       |       |     |     |     |      |       |       |  |
|       | 大阪        | 263,447 | 100.8 | 92.5    | 9,026  | 99.0  | 93.9      | 254,421 | 100.9 | 92.5  |        |       |       |     |     |     |      |       |       |  |
|       | 兵庫        | 107,986 | 95.6  | 92.0    | 4,805  | 91.7  | 100.0     | 103,181 | 95.7  | 91.6  |        |       |       |     |     |     |      |       |       |  |
|       | 奈良        | 39,625  | 98.2  | 100.0   | 1,206  | 107.3 | 100.0     | 38,419  | 97.9  | 100.0 |        |       |       |     |     |     |      |       |       |  |
| 和歌山   | 28,905    | 95.0    | 100.0 | 1,017   | 77.0   | 100.0 | 27,888    | 95.9    | 100.0 |       |        |       |       |     |     |     |      |       |       |  |
| 小計    | 547,580   | 99.8    | 94.5  | 17,835  | 94.5   | 96.8  | 529,745   | 100.0   | 94.4  |       |        |       |       |     |     |     |      |       |       |  |
| 中四国   | 鳥取        | 14,798  | 98.1  | 100.0   | 31     | 310.0 | 100.0     | 14,767  | 97.9  | 100.0 |        |       |       |     |     |     |      |       |       |  |
|       | 島根        | 11,995  | 93.2  | 99.5    | 2      | 25.0  | 100.0     | 11,993  | 93.2  | 99.5  |        |       |       |     |     |     |      |       |       |  |
|       | 岡山        | 40,573  | 96.6  | 87.8    | 873    | 76.8  | 100.0     | 39,700  | 97.2  | 87.6  |        |       |       |     |     |     |      |       |       |  |
|       | 広島        | 73,812  | 104.0 | 100.0   | 942    | 95.9  | 100.0     | 72,870  | 104.1 | 100.0 |        |       |       |     |     |     |      |       |       |  |
|       | 山口        | 39,980  | 98.6  | 100.0   | 170    | 82.9  | 100.0     | 39,810  | 98.6  | 100.0 |        |       |       |     |     |     |      |       |       |  |
|       | 徳島        | 20,513  | 97.0  | 100.0   | 52     | 126.8 | 100.0     | 20,461  | 96.9  | 100.0 |        |       |       |     |     |     |      |       |       |  |
|       | 香川        | 25,618  | 96.0  | 100.0   | 6      | 30.0  | 100.0     | 25,612  | 96.0  | 100.0 |        |       |       |     |     |     |      |       |       |  |
|       | 愛媛        | 35,268  | 98.4  | 100.0   | 27     | 81.8  | 100.0     | 35,241  | 98.4  | 100.0 |        |       |       |     |     |     |      |       |       |  |
|       | 高知        | 20,245  | 97.9  | 100.0   | 144    | 67.3  | 100.0     | 20,101  | 98.2  | 100.0 |        |       |       |     |     |     |      |       |       |  |
|       | 小計        | 282,802 | 98.9  | 98.0    | 2,247  | 84.8  | 100.0     | 280,555 | 99.1  | 98.0  |        |       |       |     |     |     |      |       |       |  |
| 九州    | 福岡        | 126,066 | 101.5 | 90.2    | 403    | 102.3 | 80.6      | 125,663 | 101.5 | 90.2  |        |       |       |     |     |     |      |       |       |  |
|       | 佐賀        | 15,725  | 103.8 | 88.4    | 9      | 45.0  | 69.2      | 15,716  | 103.9 | 88.4  |        |       |       |     |     |     |      |       |       |  |
|       | 長崎        | 39,819  | 101.0 | 100.0   | 350    | 128.7 | 100.0     | 39,469  | 100.8 | 100.0 |        |       |       |     |     |     |      |       |       |  |
|       | 熊本        | 51,895  | 102.4 | 100.0   | 369    | 74.8  | 100.0     | 51,526  | 102.7 | 100.0 |        |       |       |     |     |     |      |       |       |  |
|       | 大分        | 26,814  | 103.0 | 86.2    | 117    | 109.3 | 88.0      | 26,697  | 102.9 | 86.2  |        |       |       |     |     |     |      |       |       |  |
|       | 宮崎        | 28,462  | 102.6 | 100.0   | 51     | 164.5 | 100.0     | 28,411  | 102.6 | 100.0 |        |       |       |     |     |     |      |       |       |  |
|       | 鹿児島       | 48,567  | 100.0 | 98.1    | 306    | 50.7  | 100.0     | 48,261  | 100.7 | 98.1  |        |       |       |     |     |     |      |       |       |  |
|       | 沖縄        | 37,529  | 96.3  | 100.0   | 261    | 98.1  | 100.0     | 37,268  | 96.3  | 100.0 |        |       |       |     |     |     |      |       |       |  |
| 小計    | 374,877   | 101.1   | 94.7  | 1,866   | 85.3   | 94.1  | 373,011   | 101.2   | 94.7  |       |        |       |       |     |     |     |      |       |       |  |
| 全国合計  | 3,178,624 | 101.1   | 95.5  | 119,677 | 101.8  | 97.7  | 3,058,947 | 101.1   | 95.4  | 1     | 20.0   | 100.0 |       |     |     | 1   | 20.0 | 100.0 |       |  |

1)全血製剤、赤血球製剤のうち、照射全血製剤、照射赤血球製剤を再掲。

2)「照射率」は、単位別の当該製剤供給本数(返品・返納及び他センター払出を除いた本数)に対する照射製剤の占める割合。

3)「純供給本数」は供給後に返品・返納された製剤を除いた本数。

(4) 赤血球製剤製品別純供給本数(実本数)

令和5年1月～令和5年12月累計

| ブロック名 | 項目<br>都道府県 | 赤血球液   |           |         |       | 洗浄赤血球液 |       |       |       | 解凍赤血球液 |      | 合成血液 |      |
|-------|------------|--------|-----------|---------|-------|--------|-------|-------|-------|--------|------|------|------|
|       |            | 1 単位   |           | 2 単位    |       | 1 単位   |       | 2 単位  |       | 1 単位   | 2 単位 | 1 単位 | 2 単位 |
|       |            | 本      | %         | 本       | %     | 本      | %     | 本     | %     | 本      | 本    | 本    | 本    |
| 北海道   | 北海道        | 9,163  | 94.9      | 178,644 | 98.5  |        |       | 86    | 86.0  |        |      |      | 3    |
|       | 小計         | 9,163  | 94.9      | 178,644 | 98.5  |        |       | 86    | 86.0  |        |      |      | 3    |
| 東北    | 青森         | 2,228  | 114.8     | 39,696  | 103.3 | 1      | 100.0 | 14    | 73.7  |        |      |      |      |
|       | 岩手         | 940    | 88.1      | 26,843  | 101.0 | 2      | -     | 50    | 84.7  |        |      |      |      |
|       | 宮城         | 1,367  | 95.0      | 50,715  | 102.0 |        |       | 60    | 69.0  |        |      |      |      |
|       | 秋田         | 525    | 67.2      | 23,283  | 99.4  |        |       | 1     | 16.7  |        |      |      | 2    |
|       | 山形         | 743    | 108.0     | 26,512  | 104.2 | 68     | 44.2  | 229   | 163.6 |        |      |      |      |
|       | 福島         | 1,661  | 112.3     | 50,045  | 99.0  |        |       | 32    | 84.2  |        |      |      |      |
| 小計    | 7,464      | 100.9  | 217,094   | 101.4   | 71    | 45.5   | 386   | 110.6 |       |        |      | 2    |      |
| 関東甲信越 | 茨城         | 3,202  | 101.9     | 64,375  | 100.0 | 3      | 60.0  | 167   | 150.5 |        |      |      |      |
|       | 栃木         | 4,699  | 112.7     | 44,356  | 99.4  |        |       | 10    | 30.3  |        |      |      |      |
|       | 群馬         | 2,923  | 117.7     | 49,535  | 99.1  | 4      | 21.1  | 9     | 64.3  |        |      |      |      |
|       | 埼玉         | 9,394  | 101.9     | 162,031 | 102.0 | 10     | 52.6  | 55    | 33.5  |        | 2    |      |      |
|       | 千葉         | 4,654  | 88.7      | 164,465 | 102.2 | 2      | 66.7  | 60    | 83.3  |        |      |      |      |
|       | 東京         | 26,487 | 108.4     | 362,415 | 103.3 | 15     | 71.4  | 180   | 38.4  |        | 4    |      | 3    |
|       | 神奈川        | 9,797  | 107.3     | 210,089 | 102.4 | 15     | 136.4 | 202   | 131.2 |        | 2    | 1    | 7    |
|       | 新潟         | 1,802  | 107.8     | 47,982  | 100.2 | 2      | -     | 44    | 54.3  |        |      |      |      |
|       | 山梨         | 849    | 88.8      | 19,125  | 101.0 |        |       | 5     | -     |        |      |      |      |
|       | 長野         | 1,116  | 84.1      | 40,517  | 97.7  |        |       | 57    | 570.0 |        |      |      |      |
| 小計    | 64,923     | 105.1  | 1,164,890 | 101.9   | 51    | 63.8   | 789   | 71.2  |       | 8      | 1    | 10   |      |
| 東海北陸  | 富山         | 1,046  | 102.6     | 24,912  | 100.1 |        |       | 6     | 37.5  |        |      |      |      |
|       | 石川         | 1,385  | 117.3     | 21,952  | 98.9  | 5      | -     | 11    | 20.0  |        |      |      |      |
|       | 福井         | 822    | 95.1      | 19,619  | 99.3  |        |       | 11    | 20.8  |        |      |      |      |
|       | 岐阜         | 3,008  | 106.9     | 56,457  | 101.0 |        |       | 5     | -     |        | 1    |      | 2    |
|       | 静岡         | 5,039  | 112.0     | 84,906  | 100.7 | 22     | 55.0  | 82    | 45.6  |        |      |      |      |
|       | 愛知         | 6,702  | 97.8      | 164,273 | 103.2 |        |       | 139   | 104.5 |        | 5    |      | 2    |
| 三重    | 178        | 301.7  | 30,533    | 101.1   |       |        | 14    | 51.9  |       |        |      | 1    |      |
| 小計    | 18,180     | 105.1  | 402,652   | 101.6   | 27    | 67.5   | 268   | 57.8  |       | 6      |      | 5    |      |
| 近畿    | 滋賀         | 1,062  | 88.0      | 32,853  | 105.7 |        |       | 2     | 100.0 |        |      |      |      |
|       | 京都         | 720    | 83.7      | 74,440  | 103.3 |        |       | 37    | 97.4  |        | 4    |      |      |
|       | 大阪         | 9,609  | 99.6      | 274,829 | 101.0 |        |       | 209   | 51.9  |        | 13   | 2    | 2    |
|       | 兵庫         | 4,805  | 91.6      | 112,492 | 96.0  |        |       | 89    | 88.1  |        | 9    |      |      |
|       | 奈良         | 1,206  | 107.3     | 38,405  | 98.0  |        |       | 12    | 30.0  |        |      |      | 2    |
| 和歌山   | 1,017      | 77.0   | 27,838    | 96.0    |       |        | 50    | 47.2  |       |        |      |      |      |
| 小計    | 18,419     | 94.9   | 560,857   | 100.0   |       |        | 399   | 57.8  |       | 26     | 2    | 4    |      |
| 中四国   | 鳥取         | 31     | 310.0     | 14,757  | 97.9  |        |       | 10    | 125.0 |        |      |      |      |
|       | 島根         | 2      | 25.0      | 12,045  | 93.4  |        |       | 4     | -     |        |      |      |      |
|       | 岡山         | 873    | 76.8      | 45,286  | 96.1  |        |       | 58    | 126.1 |        | 1    |      |      |
|       | 広島         | 937    | 95.4      | 72,309  | 104.4 | 5      | -     | 559   | 79.4  |        |      |      | 2    |
|       | 山口         | 170    | 82.9      | 39,717  | 98.6  |        |       | 81    | 83.5  |        | 12   |      |      |
|       | 徳島         | 52     | 126.8     | 20,456  | 97.0  |        |       | 4     | 16.0  |        | 1    |      |      |
|       | 香川         | 6      | 30.0      | 25,475  | 96.1  |        |       | 131   | 87.9  |        |      |      | 6    |
|       | 愛媛         | 27     | 100.0     | 35,231  | 98.4  |        |       | 8     | 88.9  |        | 2    |      |      |
|       | 高知         | 144    | 67.3      | 20,092  | 98.2  |        |       | 8     | 200.0 |        | 1    |      |      |
| 小計    | 2,242      | 84.8   | 285,368   | 98.9    | 5     | -      | 863   | 82.8  |       | 17     |      | 8    |      |
| 九州    | 福岡         | 500    | 100.4     | 139,226 | 101.7 |        |       | 96    | 126.3 |        |      |      |      |
|       | 佐賀         | 13     | 61.9      | 17,780  | 102.7 |        |       | 5     | 15.2  |        |      |      |      |
|       | 長崎         | 304    | 119.2     | 39,381  | 100.8 | 46     | 270.6 | 86    | 110.3 |        |      |      | 2    |
|       | 熊本         | 369    | 74.8      | 51,526  | 102.7 |        |       |       |       |        |      |      |      |
|       | 大分         | 133    | 106.4     | 30,864  | 103.2 |        |       | 100   | 434.8 |        |      |      |      |
|       | 宮崎         | 51     | 164.5     | 28,386  | 102.5 |        |       | 25    | -     |        |      |      |      |
|       | 鹿児島        | 306    | 50.7      | 49,160  | 100.6 |        |       | 19    | 146.2 |        | 3    |      |      |
| 沖縄    | 261        | 98.1   | 37,238    | 96.4    |       |        | 30    | 55.6  |       |        |      |      |      |
| 小計    | 1,937      | 84.5   | 393,561   | 101.3   | 46    | 242.1  | 361   | 130.3 |       | 3      |      | 2    |      |
| 全国合計  | 122,328    | 101.6  | 3,203,066 | 101.0   | 200   | 62.7   | 3,152 | 78.2  |       | 60     | 3    | 34   |      |

1)「純供給本数」は供給後に返品・返納された製剤を除いた本数。

### (5) 血漿製剤の純供給本数(実本数)

令和5年1月～令和5年12月累計

| ブロック名 | 項目<br>都道府県 | 合計      |        | FFP-LR120 |         | FFP-LR240 |         | FFP-LR480 |       |
|-------|------------|---------|--------|-----------|---------|-----------|---------|-----------|-------|
|       |            | 本       | 前年比 %  | 本         | 前年比 %   | 本         | 前年比 %   | 本         | 前年比 % |
|       |            |         |        |           |         |           |         |           |       |
| 北海道   | 北海道        | 45,314  | 101.0  | 1,151     | 96.2    | 39,680    | 101.6   | 4,483     | 97.4  |
|       | 小計         | 45,314  | 101.0  | 1,151     | 96.2    | 39,680    | 101.6   | 4,483     | 97.4  |
| 東北    | 青森         | 8,623   | 112.1  | 127       | 132.3   | 6,753     | 111.2   | 1,743     | 114.8 |
|       | 岩手         | 6,849   | 92.5   | 1         | 12.5    | 6,680     | 100.3   | 168       | 22.7  |
|       | 宮城         | 16,422  | 104.8  | 684       | 126.0   | 12,189    | 99.6    | 3,549     | 122.7 |
|       | 秋田         | 4,626   | 87.1   | 1         | 3.1     | 3,303     | 91.4    | 1,322     | 79.4  |
|       | 山形         | 7,515   | 99.3   | 56        | 90.3    | 6,713     | 95.6    | 746       | 154.1 |
|       | 福島         | 11,661  | 102.6  | 229       | 91.6    | 10,442    | 102.5   | 990       | 106.8 |
| 小計    | 55,696     | 101.2   | 1,098  | 110.8     | 46,080  | 100.6     | 8,518   | 103.5     |       |
| 関東甲信越 | 茨城         | 14,429  | 107.0  | 180       | 66.2    | 12,037    | 114.6   | 2,212     | 81.3  |
|       | 栃木         | 16,869  | 99.4   | 500       | 101.8   | 14,840    | 97.8    | 1,529     | 116.7 |
|       | 群馬         | 10,453  | 83.5   | 55        | 58.5    | 6,906     | 83.2    | 3,492     | 84.6  |
|       | 埼玉         | 40,520  | 103.8  | 771       | 76.0    | 31,098    | 107.5   | 8,651     | 95.1  |
|       | 千葉         | 53,790  | 105.4  | 503       | 64.1    | 42,489    | 107.9   | 10,798    | 99.5  |
|       | 東京         | 117,498 | 105.3  | 4,767     | 89.1    | 84,976    | 107.1   | 27,755    | 103.3 |
|       | 神奈川        | 64,095  | 101.4  | 507       | 98.6    | 55,054    | 101.9   | 8,534     | 98.9  |
|       | 新潟         | 11,697  | 108.1  | 434       | 102.6   | 9,482     | 103.3   | 1,781     | 146.1 |
|       | 山梨         | 5,337   | 98.2   | 18        | 75.0    | 3,983     | 94.6    | 1,336     | 111.1 |
|       | 長野         | 10,986  | 100.5  | 242       | 86.7    | 8,803     | 97.4    | 1,941     | 120.1 |
| 小計    | 345,674    | 103.2   | 7,977  | 86.3      | 269,668 | 104.5     | 68,029  | 100.6     |       |
| 東海北陸  | 富山         | 5,046   | 92.8   | 23        | 153.3   | 4,435     | 91.1    | 588       | 105.9 |
|       | 石川         | 6,562   | 94.7   | 147       | 55.7    | 6,161     | 98.0    | 254       | 67.6  |
|       | 福井         | 3,817   | 105.9  | 55        | 87.3    | 3,198     | 100.4   | 564       | 158.9 |
|       | 岐阜         | 12,192  | 98.7   | 29        | 70.7    | 7,728     | 100.7   | 4,435     | 95.6  |
|       | 静岡         | 22,442  | 105.9  | 72        | 171.4   | 20,479    | 106.7   | 1,891     | 96.4  |
|       | 愛知         | 39,326  | 106.0  | 1,254     | 118.5   | 15,558    | 110.6   | 22,514    | 102.4 |
|       | 三重         | 8,541   | 106.8  | 38        | 760.0   | 7,546     | 104.6   | 957       | 123.2 |
| 小計    | 97,926     | 103.5   | 1,618  | 108.7     | 65,105  | 104.2     | 31,203  | 101.8     |       |
| 近畿    | 滋賀         | 8,582   | 108.4  | 71        | 88.8    | 7,490     | 104.5   | 1,021     | 153.5 |
|       | 京都         | 27,151  | 117.5  | 341       | 160.1   | 22,754    | 114.1   | 4,056     | 137.5 |
|       | 大阪         | 91,242  | 102.1  | 1,825     | 60.1    | 78,933    | 104.1   | 10,484    | 100.0 |
|       | 兵庫         | 37,662  | 96.5   | 377       | 75.9    | 31,441    | 99.3    | 5,844     | 85.1  |
|       | 奈良         | 14,285  | 97.7   | 318       | 192.7   | 12,391    | 93.2    | 1,576     | 136.1 |
|       | 和歌山        | 5,376   | 84.2   | 202       | 160.3   | 3,352     | 87.7    | 1,822     | 74.8  |
| 小計    | 184,298    | 102.2   | 3,134  | 76.1      | 156,361 | 103.1     | 24,803  | 101.0     |       |
| 中四国   | 鳥取         | 3,674   | 100.3  |           |         | 3,036     | 92.1    | 638       | 174.3 |
|       | 島根         | 3,699   | 87.7   |           |         | 3,191     | 93.8    | 508       | 66.0  |
|       | 岡山         | 12,041  | 101.3  | 244       | 108.0   | 9,604     | 101.2   | 2,193     | 100.9 |
|       | 広島         | 11,745  | 101.0  | 76        | 77.6    | 7,769     | 105.2   | 3,900     | 94.2  |
|       | 山口         | 9,241   | 101.5  | 3         | 50.0    | 8,076     | 97.9    | 1,162     | 136.9 |
|       | 徳島         | 4,124   | 110.0  |           |         | 3,422     | 114.6   | 702       | 92.0  |
|       | 香川         | 5,598   | 79.9   |           |         | 4,782     | 79.7    | 816       | 81.4  |
|       | 愛媛         | 7,830   | 90.1   | 18        | 62.1    | 6,911     | 88.5    | 901       | 105.9 |
|       | 高知         | 4,132   | 86.4   | 1         |         | 2,213     | 82.3    | 1,918     | 91.6  |
| 小計    | 62,084     | 95.9    | 342    | 84.9      | 49,004  | 95.5      | 12,738  | 97.9      |       |
| 九州    | 福岡         | 34,381  | 110.2  | 154       | 77.0    | 21,551    | 113.0   | 12,676    | 106.2 |
|       | 佐賀         | 2,848   | 103.0  | 7         | 100.0   | 1,210     | 99.9    | 1,631     | 105.5 |
|       | 長崎         | 7,359   | 116.0  | 50        | 147.1   | 1,967     | 124.8   | 5,342     | 112.9 |
|       | 熊本         | 11,898  | 97.7   | 15        | 38.5    | 8,981     | 95.3    | 2,902     | 106.9 |
|       | 大分         | 6,848   | 128.4  | 24        | 88.9    | 2,530     | 136.2   | 4,294     | 124.5 |
|       | 宮崎         | 5,942   | 113.5  | 10        | 52.6    | 3,636     | 126.3   | 2,296     | 98.3  |
|       | 鹿児島        | 11,744  | 95.0   | 114       | 26.8    | 9,947     | 102.3   | 1,683     | 76.0  |
|       | 沖縄         | 12,466  | 92.1   | 131       | 84.0    | 10,297    | 93.0    | 2,038     | 88.3  |
|       | 小計         | 93,486  | 105.1  | 505       | 55.7    | 60,119    | 105.8   | 32,862    | 105.2 |
| 全国合計  | 884,478    | 102.4   | 15,825 | 86.2      | 686,017 | 103.1     | 182,636 | 101.5     |       |

1)「純供給本数」は供給後に返品・返納された製剤を除いた本数。

(6) 血小板製剤の純供給本数(実本数)

令和5年1月～令和5年12月累計

| ブロック名 | 項目<br>都道府県 | 1     |       | 2     |        | 5     |         | 10     |       |
|-------|------------|-------|-------|-------|--------|-------|---------|--------|-------|
|       |            | 単位    | 前年比   | 単位    | 前年比    | 単位    | 前年比     | 単位     | 前年比   |
| 北海道   | 北海道        | 本     | %     | 本     | %      | 本     | %       | 本      | %     |
|       | 小計         |       |       |       |        | 449   | 103.2   | 19,058 | 104.2 |
| 東北    | 青森         |       |       |       |        | 132   | 67.0    | 10,439 | 102.9 |
|       | 岩手         |       |       |       |        | 146   | 119.7   | 7,228  | 102.1 |
|       | 宮城         |       |       |       |        | 521   | 88.6    | 14,669 | 106.0 |
|       | 秋田         |       |       |       |        | 22    | 44.0    | 6,185  | 86.2  |
|       | 山形         |       |       |       |        | 125   | 45.8    | 6,437  | 112.8 |
|       | 福島         |       |       |       |        | 67    | 53.2    | 9,998  | 92.0  |
| 小計    |            |       |       |       | 1,013  | 74.7  | 54,956  | 100.3  |       |
| 関東甲信越 | 茨城         |       |       |       |        | 40    | 95.2    | 13,644 | 95.2  |
|       | 栃木         |       |       |       |        | 28    | 175.0   | 12,904 | 96.1  |
|       | 群馬         |       |       |       |        | 26    | 42.6    | 15,680 | 105.7 |
|       | 埼玉         |       |       |       |        | 757   | 114.4   | 34,378 | 106.5 |
|       | 千葉         |       |       |       |        | 402   | 264.5   | 37,484 | 112.6 |
|       | 東京都        |       |       | 7     | 23.3   | 4,439 | 92.7    | 97,267 | 99.6  |
|       | 神奈川県       |       |       |       |        | 1,683 | 121.7   | 48,874 | 103.2 |
|       | 新潟         |       |       |       |        | 36    | 109.1   | 8,280  | 105.0 |
|       | 山梨         |       |       |       |        | 3     | 150.0   | 3,599  | 87.0  |
|       | 長野         | 1     | -     |       |        | 12    | 200.0   | 10,789 | 99.3  |
| 小計    | 1          | 100.0 | 7     | 20.0  | 7,426  | 103.9 | 282,899 | 102.5  |       |
| 東海北陸  | 富山         |       |       |       |        | 14    | 93.3    | 6,622  | 101.7 |
|       | 石川         |       |       |       |        | 49    | 56.3    | 8,119  | 113.9 |
|       | 福井         |       |       |       |        | 148   | 54.2    | 4,835  | 93.3  |
|       | 岐阜         |       |       |       |        | 495   | 97.4    | 13,316 | 101.2 |
|       | 静岡県        |       |       |       |        | 211   | 110.5   | 21,718 | 103.7 |
|       | 愛知県        |       |       |       |        | 686   | 76.0    | 37,125 | 107.0 |
|       | 三重         |       |       |       |        | 245   | 158.1   | 9,349  | 101.2 |
| 小計    |            |       |       |       | 1,848  | 86.7  | 101,084 | 104.4  |       |
| 近畿    | 滋賀         |       |       |       |        | 41    | 56.2    | 8,453  | 106.1 |
|       | 京都         |       |       |       |        | 29    | 43.3    | 22,527 | 111.1 |
|       | 大阪         |       |       |       |        | 366   | 127.1   | 52,291 | 99.9  |
|       | 兵庫県        |       |       |       |        | 243   | 141.3   | 27,328 | 92.8  |
|       | 奈良         |       |       |       |        | 99    | 75.0    | 8,436  | 100.9 |
|       | 和歌山        |       |       |       |        | 33    | 82.5    | 6,814  | 112.7 |
| 小計    |            |       |       |       | 811    | 105.1 | 125,849 | 101.1  |       |
| 中四国   | 鳥取         |       |       |       |        | 2     | 25.0    | 3,832  | 101.3 |
|       | 島根         |       |       |       |        | 72    | 53.7    | 3,546  | 91.7  |
|       | 岡山         |       |       |       |        | 252   | 73.0    | 12,729 | 109.4 |
|       | 広島         |       |       |       |        | 3     | -       | 27,199 | 98.7  |
|       | 山口         |       |       |       |        |       |         | 7,427  | 95.5  |
|       | 徳島         |       |       |       |        |       |         | 5,979  | 105.2 |
|       | 香川県        |       |       |       |        | 7     | 50.0    | 5,365  | 83.2  |
|       | 愛媛         |       |       |       |        | 1     | -       | 8,265  | 104.8 |
|       | 高知         |       |       |       |        |       |         | 5,336  | 103.6 |
| 小計    |            |       |       |       | 337    | 66.9  | 79,678  | 99.9   |       |
| 九州    | 福岡         |       |       |       |        | 294   | 58.8    | 29,622 | 105.0 |
|       | 佐賀         |       |       |       |        | 5     | -       | 3,828  | 119.1 |
|       | 長門         |       |       |       |        | 165   | 69.3    | 10,975 | 102.6 |
|       | 熊本         |       |       |       |        | 161   | 77.0    | 10,027 | 97.8  |
|       | 大分         |       |       |       |        | 172   | 195.5   | 8,312  | 117.0 |
|       | 宮崎         |       |       |       |        | 57    | 76.0    | 6,360  | 103.9 |
|       | 鹿児島        |       |       |       |        | 116   | 48.5    | 10,784 | 101.5 |
|       | 沖縄         | 2     | 100.0 |       |        | 29    | 93.5    | 8,717  | 83.9  |
| 小計    | 2          | 100.0 | 2     | 100.0 | 999    | 72.4  | 88,625  | 102.3  |       |
| 全国合計  | 1          | 7.1   | 9     | 16.1  | 12,883 | 93.9  | 752,149 | 102.1  |       |

1)「純供給本数」は、供給後に返品・返納された製剤を除いた本数。

## (6) 血小板製剤の純供給本数(実本数)

令和5年1月～令和5年12月累計

| ブロック名 | 都道府県  | 15         |           | 20         |           | 合計          |           | 血小板製剤単位別構成比 |     |          |           |           |           |
|-------|-------|------------|-----------|------------|-----------|-------------|-----------|-------------|-----|----------|-----------|-----------|-----------|
|       |       | 単位         | 前年比       | 単位         | 前年比       | 単位          | 前年比       | 1           | 2   | 5        | 10        | 15        | 20        |
|       |       |            |           |            |           |             |           | 単位          | 単位  | 単位       | 単位        | 単位        | 単位        |
| 北海道   | 北海道   | 本<br>8,154 | %<br>93.8 | 本<br>9,612 | %<br>91.2 | 本<br>37,273 | %<br>98.2 | %           | %   | %<br>1.2 | %<br>51.1 | %<br>21.9 | %<br>25.8 |
|       | 小計    | 8,154      | 93.8      | 9,612      | 91.2      | 37,273      | 98.2      |             |     | 1.2      | 51.1      | 21.9      | 25.8      |
| 東北    | 青森    | 53         | 108.2     | 227        | 94.2      | 10,851      | 102.1     |             |     | 1.2      | 96.2      | 0.5       | 2.1       |
|       | 岩手    | 33         | 103.1     | 2          | 66.7      | 7,409       | 102.4     |             |     | 2.0      | 97.6      | 0.4       | 0.0       |
|       | 宮城    | 315        | 128.6     | 116        | 120.8     | 15,621      | 105.7     |             |     | 3.3      | 93.9      | 2.0       | 0.7       |
|       | 秋田    | 30         | 90.9      | 16         | 228.6     | 6,253       | 86.0      |             |     | 0.4      | 98.9      | 0.5       | 0.3       |
|       | 山形    | 56         | 207.4     | 27         | 112.5     | 6,645       | 110.2     |             |     | 1.9      | 96.9      | 0.8       | 0.4       |
|       | 福島    | 87         | 106.1     | 8          | 34.8      | 10,160      | 91.6      |             |     | 0.7      | 98.4      | 0.9       | 0.1       |
|       | 小計    | 574        | 122.6     | 396        | 100.5     | 56,939      | 99.8      |             |     | 1.8      | 96.5      | 1.0       | 0.7       |
| 関東甲信越 | 茨城    | 44         | 104.8     | 664        | 122.7     | 14,392      | 96.2      |             |     | 0.3      | 94.8      | 0.3       | 4.6       |
|       | 栃木    | 14         | 280.0     | 23         | 43.4      | 12,969      | 96.1      |             |     | 0.2      | 99.5      | 0.1       | 0.2       |
|       | 群馬    | 31         | 172.2     | 212        | 142.3     | 15,949      | 105.8     |             |     | 0.2      | 98.3      | 0.2       | 1.3       |
|       | 埼玉    | 819        | 38.1      | 1,142      | 243.5     | 37,096      | 104.3     |             |     | 2.0      | 92.7      | 2.2       | 3.1       |
|       | 千葉    | 116        | 138.1     | 1,524      | 80.9      | 39,526      | 111.6     |             |     | 1.0      | 94.8      | 0.3       | 3.9       |
|       | 東京    | 2,330      | 110.2     | 11,387     | 121.1     | 115,423     | 101.3     |             |     | 3.8      | 84.3      | 2.0       | 9.9       |
|       | 神奈川   | 1,234      | 167.9     | 3,951      | 107.6     | 55,749      | 104.9     | 0.0         |     | 3.0      | 87.7      | 2.2       | 7.1       |
|       | 新潟    | 297        | 100.7     | 3,833      | 83.3      | 12,446      | 97.1      |             |     | 0.3      | 66.5      | 2.4       | 30.8      |
|       | 山梨    | 2          | 66.7      | 92         | 52.0      | 3,696       | 85.6      |             |     | 0.1      | 97.4      | 0.1       | 2.5       |
|       | 長野    | 11         | 110.0     | 84         | 133.3     | 10,897      | 99.5      | 0.0         |     | 0.1      | 99.0      | 0.1       | 0.8       |
|       | 小計    | 4,898      | 89.8      | 22,912     | 109.1     | 318,143     | 102.7     | 0.0         | 0.0 | 2.3      | 88.9      | 1.5       | 7.2       |
| 東海北陸  | 富山    | 32         | 110.3     | 5          | -         | 6,673       | 101.8     |             |     | 0.2      | 99.2      | 0.5       | 0.1       |
|       | 石川    | 20         | 55.6      |            |           | 8,188       | 112.9     |             |     | 0.6      | 99.2      | 0.2       | 0.0       |
|       | 福井    | 19         | 118.8     | 2          | 100.0     | 5,004       | 91.4      |             |     | 3.0      | 96.6      | 0.4       | 0.0       |
|       | 岐阜    | 57         | 86.4      | 41         | 128.1     | 13,909      | 101.0     |             |     | 3.6      | 95.7      | 0.4       | 0.3       |
|       | 静岡    | 8          | 133.3     | 20         | 666.7     | 21,957      | 103.8     |             |     | 1.0      | 98.9      | 0.0       | 0.1       |
|       | 愛知    | 1,593      | 58.8      | 2,038      | 102.7     | 41,442      | 102.9     |             |     | 1.7      | 89.6      | 3.8       | 4.9       |
|       | 三重    | 15         | 78.9      | 46         | 54.1      | 9,655       | 101.6     |             |     | 2.5      | 96.8      | 0.2       | 0.5       |
| 小計    | 1,744 | 60.5       | 2,152     | 102.1      | 106,828   | 102.7       |           |             | 1.7 | 94.6     | 1.6       | 2.0       |           |
| 近畿    | 滋賀    | 70         | 109.4     | 38         | 50.7      | 8,602       | 105.2     |             |     | 0.5      | 98.3      | 0.8       | 0.4       |
|       | 京都    | 330        | 148.0     | 1,149      | 162.7     | 24,035      | 113.0     |             |     | 0.1      | 93.7      | 1.4       | 4.8       |
|       | 大阪    | 2,486      | 100.6     | 7,867      | 99.8      | 63,010      | 100.0     |             |     | 0.6      | 83.0      | 3.9       | 12.5      |
|       | 兵庫    | 182        | 91.9      | 57         | 62.6      | 27,810      | 93.0      |             |     | 0.9      | 98.3      | 0.7       | 0.2       |
|       | 奈良    | 86         | 103.6     | 503        | 133.4     | 9,124       | 101.9     |             |     | 1.1      | 92.5      | 0.9       | 5.5       |
|       | 和歌山   | 74         | 148.0     | 95         | 120.3     | 7,016       | 112.9     |             |     | 0.5      | 97.1      | 1.1       | 1.4       |
| 小計    | 3,228 | 104.5      | 9,709     | 105.4      | 139,597   | 101.5       |           |             | 0.6 | 90.2     | 2.3       | 7.0       |           |
| 中四国   | 鳥取    |            |           |            |           | 3,832       | 101.3     |             |     |          | 100.0     |           |           |
|       | 島根    |            |           |            |           | 3,548       | 91.6      |             |     | 0.1      | 99.9      |           |           |
|       | 岡山    | 24         | -         | 6          | 200.0     | 12,831      | 108.9     |             |     | 0.6      | 99.2      | 0.2       | 0.0       |
|       | 広島    | 1          | 100.0     | 6          | 85.7      | 27,458      | 98.4      |             |     | 0.9      | 99.1      | 0.0       | 0.0       |
|       | 山口    |            |           |            |           | 7,430       | 95.5      |             |     | 0.0      | 100.0     |           |           |
|       | 徳島    |            |           |            |           | 5,979       | 105.2     |             |     |          | 100.0     |           |           |
|       | 香川    |            |           | 2          | 200.0     | 5,367       | 83.2      |             |     |          | 100.0     |           | 0.0       |
|       | 愛媛    | 1          | -         |            |           | 8,273       | 104.7     |             |     | 0.1      | 99.9      | 0.0       |           |
|       | 高知    |            |           |            |           | 5,337       | 103.6     |             |     | 0.0      | 100.0     |           |           |
| 小計    | 26    | 1,300.0    | 14        | 116.7      | 80,055    | 99.7        |           |             | 0.4 | 99.5     | 0.0       | 0.0       |           |
| 九州    | 福岡    | 4          | -         | 129        | 198.5     | 30,049      | 104.4     |             |     | 1.0      | 98.6      | 0.0       | 0.4       |
|       | 佐賀    |            |           |            |           | 3,833       | 119.2     |             |     | 0.1      | 99.9      |           |           |
|       | 長崎    | 1          | 100.0     |            |           | 11,141      | 101.8     |             |     | 1.5      | 98.5      | 0.0       |           |
|       | 熊本    |            |           | 2          | 50.0      | 10,190      | 97.3      |             |     | 1.6      | 98.4      |           | 0.0       |
|       | 大分    | 6          | 66.7      | 6          | 66.7      | 8,490       | 117.9     |             |     | 2.0      | 97.9      |           | 0.1       |
|       | 宮崎    |            |           | 85         | 95.5      | 6,502       | 103.4     |             |     | 0.9      | 97.8      |           | 1.3       |
|       | 鹿児島   |            |           | 2          | 66.7      | 10,902      | 100.3     |             |     | 1.1      | 98.9      |           | 0.0       |
|       | 沖縄    | 3          | -         | 83         | 70.9      | 8,834       | 83.8      |             | 0.0 | 0.3      | 98.7      | 0.0       | 0.9       |
| 小計    | 8     | 400.0      | 307       | 107.0      | 89,941    | 101.9       |           | 0.0         | 1.1 | 98.5     | 0.0       | 0.3       |           |
| 全国合計  |       | 18,632     | 90.5      | 45,102     | 103.5     | 828,776     | 101.7     | 0.0         | 0.0 | 1.6      | 90.8      | 2.2       | 5.4       |

1)「純供給本数」は供給後に返品・返納された製剤を除いた本数。

2)「血小板製剤単位別構成比」は、単位別血小板製剤の医療機関への供給本数(返品・返納を除く)に占める割合。

3)「血小板製剤単位別構成比」は端数処理しているため、合計が必ずしも100%にはならない。

(7)HLA血小板製剤の純供給本数(実本数)

令和5年1月～令和5年12月累計

| ブロック名 | 項目<br>都道府県 | 合計     |       | 10     |       | 15  |       | 20    |       |
|-------|------------|--------|-------|--------|-------|-----|-------|-------|-------|
|       |            | 本      | 前年比%  | 本      | 前年比%  | 本   | 前年比%  | 本     | 前年比%  |
| 北海道   | 北海道        | 1,375  | 120.7 | 514    | 169.6 | 392 | 130.2 | 469   | 87.7  |
|       | 小計         | 1,375  | 120.7 | 514    | 169.6 | 392 | 130.2 | 469   | 87.7  |
| 東北    | 青森         | 90     | 66.7  | 90     | 68.2  |     |       |       |       |
|       | 岩手         | 128    | 117.4 | 128    | 117.4 |     |       |       |       |
|       | 宮城         | 534    | 133.8 | 530    | 133.2 | 2   | -     | 2     | 200.0 |
|       | 秋田         | 167    | 86.5  | 158    | 81.9  | 2   | -     | 7     | -     |
|       | 山形         | 155    | 93.9  | 155    | 94.5  |     |       |       |       |
|       | 福島         | 250    | 73.7  | 248    | 74.5  | 1   | 100.0 | 1     | 20.0  |
|       | 小計         | 1,324  | 98.8  | 1,309  | 98.5  | 5   | 100.0 | 10    | 166.7 |
| 関東甲信越 | 茨城         | 139    | 68.1  | 138    | 78.0  | 1   | 3.7   |       |       |
|       | 栃木         | 150    | 116.3 | 147    | 114.8 | 3   | 300.0 |       |       |
|       | 群馬         | 672    | 148.3 | 646    | 144.5 | 15  | 375.0 | 11    | 550.0 |
|       | 埼玉         | 758    | 244.5 | 706    | 274.7 | 19  | 38.8  | 33    | 825.0 |
|       | 千葉         | 557    | 105.9 | 548    | 141.6 | 5   | 35.7  | 4     | 3.2   |
|       | 東京         | 2,746  | 85.7  | 2,380  | 79.3  | 59  | 134.1 | 307   | 190.7 |
|       | 神奈川        | 942    | 91.0  | 818    | 81.6  | 59  | 655.6 | 65    | 270.8 |
|       | 新潟         | 321    | 187.7 | 157    | 275.4 | 23  | 191.7 | 141   | 138.2 |
|       | 山梨         | 54     | 28.9  | 53     | 28.5  | 1   | 100.0 |       |       |
|       | 長野         | 368    | 115.7 | 368    | 117.2 |     |       |       |       |
|       | 小計         | 6,707  | 102.6 | 5,961  | 100.1 | 185 | 112.1 | 561   | 134.2 |
| 東海北陸  | 富山         | 29     | 181.3 | 24     | 150.0 |     |       | 5     | -     |
|       | 石川         | 186    | 191.8 | 186    | 191.8 |     |       |       |       |
|       | 福井         | 43     | 159.3 | 43     | 159.3 |     |       |       |       |
|       | 岐阜         | 393    | 76.5  | 387    | 75.3  | 6   | -     |       |       |
|       | 静岡         | 355    | 167.5 | 353    | 166.5 | 1   | -     | 1     | -     |
|       | 愛三         | 568    | 63.7  | 515    | 60.2  | 3   | 50.0  | 50    | 172.4 |
|       | 小計         | 1,740  | 94.8  | 1,670  | 92.8  | 10  | 166.7 | 60    | 200.0 |
| 近畿    | 滋賀         | 246    | 88.5  | 234    | 84.8  | 12  | 600.0 |       |       |
|       | 京都         | 581    | 79.3  | 543    | 83.0  | 24  | 85.7  | 14    | 27.5  |
|       | 大阪         | 2,035  | 98.2  | 1,767  | 94.6  | 67  | 72.0  | 201   | 179.5 |
|       | 兵庫         | 784    | 152.8 | 758    | 154.1 | 25  | 166.7 | 1     | 16.7  |
|       | 奈良         | 75     | 21.1  | 66     | 25.0  | 3   | 25.0  | 6     | 7.5   |
|       | 小計         | 3,881  | 94.2  | 3,519  | 94.8  | 139 | 90.3  | 223   | 88.1  |
| 中四国   | 鳥取         | 67     | 176.3 | 67     | 176.3 |     |       |       |       |
|       | 岡山         | 20     | 80.0  | 20     | 80.0  |     |       |       |       |
|       | 広島         | 194    | 117.6 | 194    | 117.6 |     |       |       |       |
|       | 山口         | 434    | 127.3 | 434    | 127.3 |     |       |       |       |
|       | 徳島         | 10     | 21.3  | 10     | 21.3  |     |       |       |       |
|       | 香川         | 18     | 15.9  | 18     | 15.9  |     |       |       |       |
|       | 愛媛         | 78     | 88.6  | 78     | 88.6  |     |       |       |       |
|       | 高知         | 94     | 100.0 | 93     | 98.9  | 1   | -     |       |       |
|       | 小計         | 923    | 97.8  | 922    | 97.7  | 1   | -     |       |       |
| 九州    | 福岡         | 284    | 150.3 | 153    | 119.5 | 4   | -     | 127   | 208.2 |
|       | 佐賀         | 63     | 175.0 | 63     | 175.0 |     |       |       |       |
|       | 長崎         | 85     | 94.4  | 85     | 94.4  |     |       |       |       |
|       | 熊本         | 90     | 166.7 | 90     | 166.7 |     |       |       |       |
|       | 大分         | 52     | 38.8  | 52     | 38.8  |     |       |       |       |
|       | 宮崎         | 69     | 48.6  | 69     | 48.6  |     |       |       |       |
|       | 鹿児島        | 87     | 57.2  | 87     | 57.2  |     |       |       |       |
|       | 沖縄         | 118    | 34.5  | 118    | 34.5  |     |       |       |       |
|       | 小計         | 848    | 74.5  | 717    | 66.5  | 4   | -     | 127   | 208.2 |
| 全国合計  |            | 16,798 | 98.5  | 14,612 | 96.6  | 736 | 116.6 | 1,450 | 111.3 |

1) 血小板製剤のうち、HLA血小板製剤を再掲。  
 2) 「純供給本数」は供給後に返品・返納された製剤を除いた本数。

(8) 照射血小板製剤の純供給本数(実本数)

令和5年1月～令和5年12月累計

| ブロック名 | 項目<br>都道府県 | 1     |       |       | 2     |       |       | 5      |       |         | 10      |       |       |
|-------|------------|-------|-------|-------|-------|-------|-------|--------|-------|---------|---------|-------|-------|
|       |            | 単位    | 前年比   | 照射率   | 単位    | 前年比   | 照射率   | 単位     | 前年比   | 照射率     | 単位      | 前年比   | 照射率   |
|       |            | 本     | %     | %     | 本     | %     | %     | 本      | %     | %       | 本       | %     | %     |
| 北海道   | 北海道        |       |       |       |       |       |       | 449    | 103.2 | 100.0   | 19,058  | 104.2 | 100.0 |
|       | 小計         |       |       |       |       |       |       | 449    | 103.2 | 100.0   | 19,058  | 104.2 | 100.0 |
| 東北    | 青森         |       |       |       |       |       |       | 132    | 67.0  | 100.0   | 10,439  | 102.9 | 100.0 |
|       | 岩手         |       |       |       |       |       |       | 146    | 119.7 | 100.0   | 7,228   | 102.1 | 100.0 |
|       | 宮城         |       |       |       |       |       |       | 521    | 88.6  | 100.0   | 14,669  | 106.0 | 100.0 |
|       | 秋田         |       |       |       |       |       |       | 22     | 44.0  | 100.0   | 6,185   | 86.2  | 100.0 |
|       | 山形         |       |       |       |       |       |       | 125    | 45.8  | 100.0   | 6,437   | 112.8 | 100.0 |
|       | 福島         |       |       |       |       |       |       | 67     | 53.2  | 100.0   | 9,998   | 92.0  | 100.0 |
| 小計    |            |       |       |       |       |       | 1,013 | 74.7   | 100.0 | 54,956  | 100.3   | 100.0 |       |
| 関東甲信越 | 茨城         |       |       |       |       |       |       | 40     | 95.2  | 100.0   | 13,644  | 95.2  | 100.0 |
|       | 栃木         |       |       |       |       |       |       | 28     | 175.0 | 100.0   | 12,904  | 96.1  | 100.0 |
|       | 群馬         |       |       |       |       |       |       | 26     | 42.6  | 100.0   | 15,333  | 105.1 | 97.8  |
|       | 埼玉         |       |       |       |       |       |       | 757    | 114.4 | 100.0   | 34,378  | 106.5 | 100.0 |
|       | 千葉         |       |       |       |       |       |       | 402    | 264.5 | 100.0   | 37,388  | 112.6 | 99.7  |
|       | 東京         |       |       |       |       |       |       | 4,439  | 92.7  | 100.0   | 97,267  | 99.6  | 100.0 |
|       | 奈良         |       |       |       | 7     | 23.3  | 100.0 | 1,683  | 121.7 | 100.0   | 48,874  | 103.2 | 100.0 |
|       | 和歌山        |       |       |       |       |       |       | 36     | 109.1 | 100.0   | 8,280   | 105.0 | 100.0 |
|       | 山梨         |       |       |       |       |       |       | 3      | 150.0 | 100.0   | 3,599   | 87.0  | 100.0 |
|       | 長野         | 1     | -     | 100.0 |       |       |       | 12     | 200.0 | 100.0   | 10,789  | 99.3  | 100.0 |
| 小計    | 1          | 100.0 | 100.0 | 7     | 20.0  | 100.0 | 7,426 | 103.9  | 100.0 | 282,456 | 102.5   | 99.8  |       |
| 東海北陸  | 富山         |       |       |       |       |       |       | 14     | 93.3  | 100.0   | 6,622   | 101.7 | 100.0 |
|       | 石川         |       |       |       |       |       |       | 49     | 56.3  | 100.0   | 8,119   | 113.9 | 100.0 |
|       | 福井         |       |       |       |       |       |       | 148    | 54.2  | 100.0   | 4,835   | 93.3  | 100.0 |
|       | 岐阜         |       |       |       |       |       |       | 495    | 97.4  | 100.0   | 13,316  | 101.2 | 100.0 |
|       | 静岡         |       |       |       |       |       |       | 211    | 110.5 | 100.0   | 21,718  | 103.7 | 100.0 |
|       | 愛知         |       |       |       |       |       |       | 453    | 114.1 | 66.0    | 34,096  | 107.2 | 91.8  |
| 三重    |            |       |       |       |       |       | 245   | 158.1  | 100.0 | 9,349   | 101.2   | 100.0 |       |
| 小計    |            |       |       |       |       |       | 1,615 | 99.3   | 87.4  | 98,055  | 104.3   | 97.0  |       |
| 近畿    | 滋賀         |       |       |       |       |       |       | 41     | 56.2  | 100.0   | 8,453   | 106.1 | 100.0 |
|       | 京都         |       |       |       |       |       |       | 29     | 43.3  | 100.0   | 22,527  | 111.1 | 100.0 |
|       | 大阪         |       |       |       |       |       |       | 366    | 127.1 | 100.0   | 52,291  | 99.9  | 100.0 |
|       | 兵庫         |       |       |       |       |       |       | 243    | 141.3 | 100.0   | 27,328  | 92.8  | 100.0 |
|       | 奈良         |       |       |       |       |       |       | 99     | 75.0  | 100.0   | 8,436   | 100.9 | 100.0 |
|       | 和歌山        |       |       |       |       |       |       | 33     | 82.5  | 100.0   | 6,814   | 112.7 | 100.0 |
| 小計    |            |       |       |       |       |       | 811   | 105.1  | 100.0 | 125,849 | 101.1   | 100.0 |       |
| 中国    | 鳥取         |       |       |       |       |       |       | 2      | 25.0  | 100.0   | 3,832   | 101.3 | 100.0 |
|       | 岡山         |       |       |       |       |       |       | 72     | 53.7  | 100.0   | 3,546   | 91.7  | 100.0 |
|       | 広島         |       |       |       |       |       |       | 252    | 73.0  | 100.0   | 12,729  | 109.4 | 100.0 |
|       | 山口         |       |       |       |       |       |       | 3      | -     | 100.0   | 27,199  | 98.7  | 100.0 |
|       | 徳島         |       |       |       |       |       |       | 3      | -     | 100.0   | 7,427   | 95.5  | 100.0 |
|       | 香川         |       |       |       |       |       |       | 7      | 50.0  | 100.0   | 5,979   | 105.2 | 100.0 |
|       | 愛媛         |       |       |       |       |       |       | 1      | -     | 100.0   | 5,365   | 83.2  | 100.0 |
| 高知    |            |       |       |       |       |       | 1     | -      | 100.0 | 8,265   | 104.8   | 100.0 |       |
| 小計    |            |       |       |       |       |       | 337   | 66.9   | 100.0 | 79,678  | 99.9    | 100.0 |       |
| 九州    | 福岡         |       |       |       |       |       |       | 294    | 58.8  | 100.0   | 29,622  | 105.0 | 100.0 |
|       | 佐賀         |       |       |       |       |       |       | 5      | -     | 100.0   | 3,820   | 119.2 | 99.8  |
|       | 長崎         |       |       |       |       |       |       | 165    | 69.3  | 100.0   | 10,975  | 102.6 | 100.0 |
|       | 熊本         |       |       |       |       |       |       | 161    | 77.0  | 100.0   | 10,027  | 97.8  | 100.0 |
|       | 大分         |       |       |       |       |       |       | 172    | 195.5 | 100.0   | 8,312   | 117.0 | 100.0 |
|       | 宮崎         |       |       |       |       |       |       | 57     | 76.0  | 100.0   | 6,360   | 103.9 | 100.0 |
|       | 鹿児島        |       |       |       |       |       |       | 116    | 48.5  | 100.0   | 10,784  | 101.5 | 100.0 |
|       | 沖縄         |       |       |       | 2     | 100.0 | 100.0 | 29     | 93.5  | 100.0   | 8,717   | 83.9  | 100.0 |
| 小計    |            |       |       | 2     | 100.0 | 100.0 | 999   | 72.4   | 100.0 | 88,617  | 102.3   | 100.0 |       |
| 全国合計  |            | 1     | 7.1   | 100.0 | 9     | 16.1  | 100.0 | 12,650 | 95.7  | 98.2    | 748,669 | 102.1 | 99.5  |

1) 血小板製剤のうち、照射血小板製剤を再掲。

2) 「純供給本数」は供給後に返品・返納された製剤を除いた本数。

3) 「照射率」は、単位別の当該製剤供給本数(返品・返納及び他センター払出を除いた本数)に対する照射製剤の占める割合。



## (8)照射血小板製剤の純供給本数(実本数)

令和5年1月～令和5年12月累計

| ブロック名 | 項目<br>都道府県 | 15         |           |            | 20         |           |            | 合計          |           |            |
|-------|------------|------------|-----------|------------|------------|-----------|------------|-------------|-----------|------------|
|       |            | 単位         | 前年比       | 照射率        | 単位         | 前年比       | 照射率        | 合計          | 前年比       | 照射率        |
| 北海道   | 北海道        | 本<br>8,154 | %<br>93.8 | %<br>100.0 | 本<br>9,612 | %<br>91.2 | %<br>100.0 | 本<br>37,273 | %<br>98.2 | %<br>100.0 |
|       | 小計         | 8,154      | 93.8      | 100.0      | 9,612      | 91.2      | 100.0      | 37,273      | 98.2      | 100.0      |
| 東北    | 青森         | 53         | 108.2     | 100.0      | 227        | 94.2      | 100.0      | 10,851      | 102.1     | 100.0      |
|       | 岩手         | 33         | 103.1     | 100.0      | 2          | 66.7      | 100.0      | 7,409       | 102.4     | 100.0      |
|       | 宮城         | 315        | 128.6     | 100.0      | 116        | 120.8     | 100.0      | 15,621      | 105.7     | 100.0      |
|       | 秋田         | 30         | 90.9      | 100.0      | 16         | 228.6     | 100.0      | 6,253       | 86.0      | 100.0      |
|       | 山形         | 56         | 207.4     | 100.0      | 27         | 112.5     | 100.0      | 6,645       | 110.2     | 100.0      |
|       | 福島         | 87         | 106.1     | 100.0      | 8          | 34.8      | 100.0      | 10,160      | 91.6      | 100.0      |
|       | 小計         | 574        | 122.6     | 100.0      | 396        | 100.5     | 100.0      | 56,939      | 99.8      | 100.0      |
| 関東甲信越 | 茨城         | 44         | 104.8     | 100.0      | 664        | 122.7     | 100.0      | 14,392      | 96.2      | 100.0      |
|       | 栃木         | 14         | 280.0     | 100.0      | 23         | 43.4      | 100.0      | 12,969      | 96.1      | 100.0      |
|       | 群馬         | 31         | 172.2     | 100.0      | 210        | 140.9     | 99.1       | 15,600      | 105.3     | 97.8       |
|       | 埼玉         | 819        | 38.1      | 100.0      | 1,142      | 243.5     | 100.0      | 37,096      | 104.3     | 100.0      |
|       | 千葉         | 116        | 138.1     | 100.0      | 1,524      | 80.9      | 100.0      | 39,430      | 111.6     | 99.8       |
|       | 東京         | 2,330      | 110.2     | 100.0      | 11,387     | 121.1     | 100.0      | 115,423     | 101.3     | 100.0      |
|       | 神奈川        | 1,234      | 167.9     | 100.0      | 3,951      | 107.6     | 100.0      | 55,749      | 104.9     | 100.0      |
|       | 新潟         | 297        | 100.7     | 100.0      | 3,833      | 83.3      | 100.0      | 12,446      | 97.1      | 100.0      |
|       | 山梨         | 2          | 66.7      | 100.0      | 92         | 52.0      | 100.0      | 3,696       | 85.6      | 100.0      |
|       | 長野         | 11         | 110.0     | 100.0      | 84         | 133.3     | 100.0      | 10,897      | 99.5      | 100.0      |
| 小計    | 4,898      | 89.8       | 100.0     | 22,910     | 109.0      | 100.0     | 317,698    | 102.7       | 99.9      |            |
| 東海北陸  | 富山         | 32         | 110.3     | 100.0      | 5          | -         | 100.0      | 6,673       | 101.8     | 100.0      |
|       | 石川         | 20         | 55.6      | 100.0      |            |           |            | 8,188       | 112.9     | 100.0      |
|       | 福井         | 19         | 118.8     | 100.0      | 2          | 100.0     | 100.0      | 5,004       | 91.4      | 100.0      |
|       | 岐阜         | 57         | 86.4      | 100.0      | 41         | 128.1     | 100.0      | 13,909      | 101.0     | 100.0      |
|       | 静岡         | 8          | 133.3     | 100.0      | 20         | 666.7     | 100.0      | 21,957      | 103.8     | 100.0      |
|       | 愛知         | 1,513      | 58.7      | 95.0       | 1,732      | 95.9      | 85.0       | 37,794      | 103.3     | 91.2       |
| 三重    | 15         | 78.9       | 100.0     | 46         | 54.1       | 100.0     | 9,655      | 101.6       | 100.0     |            |
| 小計    | 1,664      | 60.5       | 95.4      | 1,846      | 95.7       | 85.8      | 103,180    | 102.9       | 96.6      |            |
| 近畿    | 滋賀         | 70         | 109.4     | 100.0      | 38         | 50.7      | 100.0      | 8,602       | 105.2     | 100.0      |
|       | 京都         | 330        | 148.0     | 100.0      | 1,149      | 162.7     | 100.0      | 24,035      | 113.0     | 100.0      |
|       | 大阪         | 2,486      | 100.6     | 100.0      | 7,867      | 99.8      | 100.0      | 63,010      | 100.0     | 100.0      |
|       | 兵庫         | 182        | 91.9      | 100.0      | 57         | 62.6      | 100.0      | 27,810      | 93.0      | 100.0      |
|       | 奈良         | 86         | 103.6     | 100.0      | 503        | 133.4     | 100.0      | 9,124       | 101.9     | 100.0      |
|       | 和歌山        | 74         | 148.0     | 100.0      | 95         | 120.3     | 100.0      | 7,016       | 112.9     | 100.0      |
| 小計    | 3,228      | 104.5      | 100.0     | 9,709      | 105.4      | 100.0     | 139,597    | 101.5       | 100.0     |            |
| 中四国   | 鳥取         |            |           |            |            |           |            | 3,832       | 101.3     | 100.0      |
|       | 島根         |            |           |            |            |           |            | 3,548       | 91.6      | 100.0      |
|       | 岡山         | 24         | -         | 100.0      | 6          | 200.0     | 100.0      | 12,831      | 108.9     | 100.0      |
|       | 広島         | 1          | 100.0     | 100.0      | 6          | 85.7      | 100.0      | 27,458      | 98.4      | 100.0      |
|       | 山口         |            |           |            |            |           |            | 7,430       | 95.5      | 100.0      |
|       | 徳島         |            |           |            |            |           |            | 5,979       | 105.2     | 100.0      |
|       | 香川         |            |           |            |            |           |            | 5,367       | 83.2      | 100.0      |
| 愛媛    | 1          | -          | 100.0     | 2          | 200.0      | 100.0     | 8,273      | 104.7       | 100.0     |            |
| 高知    |            |            |           |            |            |           | 5,337      | 103.6       | 100.0     |            |
| 小計    | 26         | 1,300.0    | 100.0     | 14         | 116.7      | 100.0     | 80,055     | 99.7        | 100.0     |            |
| 九州    | 福岡         | 4          | -         | 100.0      | 129        | 198.5     | 100.0      | 30,049      | 104.4     | 100.0      |
|       | 佐賀         |            |           |            |            |           |            | 3,825       | 119.4     | 99.8       |
|       | 長崎         | 1          | 100.0     | 100.0      |            |           |            | 11,141      | 101.8     | 100.0      |
|       | 熊本         |            |           |            |            |           |            | 10,190      | 97.3      | 100.0      |
|       | 大分         |            |           |            | 2          | 50.0      | 100.0      | 8,490       | 117.9     | 100.0      |
|       | 宮崎         |            |           |            | 6          | 66.7      | 100.0      | 6,502       | 103.4     | 100.0      |
|       | 鹿児島        |            |           |            | 85         | 95.5      | 100.0      | 6,502       | 103.4     | 100.0      |
| 沖縄    | 3          | -          | 100.0     | 2          | 66.7       | 100.0     | 10,902     | 100.3       | 100.0     |            |
| 小計    | 8          | 400.0      | 100.0     | 307        | 107.0      | 100.0     | 89,933     | 101.9       | 100.0     |            |
| 全国合計  |            | 18,552     | 90.7      | 99.6       | 44,794     | 103.2     | 99.3       | 824,675     | 101.7     | 99.5       |

1) 血小板製剤のうち、照射血小板製剤を再掲。

2) 「純供給本数」は供給後に返品・返納された製剤を除いた本数。

3) 「照射率」は、単位別の当該製剤供給本数(返品・返納及び他センター払出を除いた本数)に対する照射製剤の占める割合。

(9)照射洗浄血小板製剤の純供給本数(実本数)

令和5年1月～令和5年12月累計

| ブロック名 | 都道府県 | 項目    | 合計     |        | 照射洗浄血小板  |        | 照射洗浄HLA  |        |
|-------|------|-------|--------|--------|----------|--------|----------|--------|
|       |      |       |        | 前年比    | 10<br>単位 | 前年比    | 10<br>単位 | 前年比    |
| 北海道   | 北海道  |       | 376    | 142.4  | 312      | 147.2  | 64       | 123.1  |
|       | 小計   |       | 376    | 142.4  | 312      | 147.2  | 64       | 123.1  |
| 東北    | 青森   |       | 190    | 100.5  | 189      | 100.0  | 1        | -      |
|       | 岩手   |       | 230    | 79.3   | 230      | 79.3   |          |        |
|       | 宮城   |       | 301    | 59.6   | 282      | 56.0   | 19       | 1900.0 |
|       | 秋田   |       | 182    | 70.8   | 87       | 33.9   | 95       | -      |
|       | 山形   |       | 29     | 181.3  | 28       | 175.0  | 1        | -      |
|       | 福島   |       | 203    | 124.5  | 203      | 124.5  |          |        |
| 小計    |      | 1,135 | 79.9   | 1,019  | 71.8     | 116    | 11600.0  |        |
| 関東甲信越 | 茨城   |       | 388    | 100.3  | 388      | 101.0  |          |        |
|       | 栃木   |       | 146    | 228.1  | 129      | 201.6  | 17       | -      |
|       | 群馬   |       | 419    | 297.2  | 416      | 301.4  | 3        | 100.0  |
|       | 埼玉   |       | 592    | 100.3  | 545      | 99.8   | 47       | 106.8  |
|       | 千葉   |       | 503    | 169.4  | 496      | 167.6  | 7        | 700.0  |
|       | 東京   |       | 1,354  | 88.8   | 1,224    | 84.8   | 130      | 160.5  |
|       | 神奈川  |       | 1,076  | 108.7  | 1,043    | 112.0  | 33       | 55.9   |
|       | 新潟   |       | 398    | 125.9  | 371      | 118.2  | 27       | 1350.0 |
|       | 山梨   |       | 530    | 131.8  | 460      | 126.0  | 70       | 189.2  |
|       | 長野   |       |        |        |          |        |          |        |
| 小計    |      | 5,406 | 114.8  | 5,072  | 113.2    | 334    | 145.2    |        |
| 東海北陸  | 富山   |       | 88     | 69.3   | 88       | 69.3   |          |        |
|       | 石川   |       | 4      | 8.2    | 2        | 4.1    | 2        | -      |
|       | 福井   |       | 30     | 20.4   | 30       | 20.4   |          |        |
|       | 岐阜   |       | 269    | 122.8  | 236      | 169.8  | 33       | 41.3   |
|       | 静岡   |       | 274    | 56.7   | 250      | 54.7   | 24       | 92.3   |
|       | 愛知   |       | 540    | 111.6  | 515      | 121.2  | 25       | 42.4   |
|       | 三重   |       | 267    | 193.5  | 236      | 181.5  | 31       | 387.5  |
| 小計    |      | 1,472 | 89.4   | 1,357  | 92.1     | 115    | 66.5     |        |
| 近畿    | 滋賀   |       | 243    | 138.1  | 230      | 145.6  | 13       | 72.2   |
|       | 京都   |       | 357    | 123.5  | 355      | 123.7  | 2        | 100.0  |
|       | 大阪   |       | 1,233  | 126.2  | 1,105    | 131.7  | 128      | 92.8   |
|       | 兵庫   |       | 204    | 79.1   | 195      | 85.9   | 9        | 29.0   |
|       | 奈良   |       | 63     | 1260.0 | 63       | 1575.0 |          |        |
|       | 和歌山  |       | 98     | 62.4   | 98       | 62.4   |          |        |
| 小計    |      | 2,198 | 118.0  | 2,046  | 122.4    | 152    | 80.0     |        |
| 中四国   | 鳥取   |       | 71     | 177.5  | 56       | 147.4  | 15       | 750.0  |
|       | 島根   |       | 40     | -      | 40       | -      |          |        |
|       | 岡山   |       | 1,030  | 66.5   | 1,030    | 66.5   |          |        |
|       | 広島   |       | 189    | 450.0  | 189      | 450.0  |          |        |
|       | 山徳   |       | 114    | 106.5  | 114      | 106.5  |          |        |
|       | 香川   |       | 155    | 70.1   | 117      | 61.3   | 38       | 126.7  |
|       | 愛媛   |       | 81     | 122.7  | 81       | 122.7  |          |        |
|       | 高知   |       | 204    | 151.1  | 204      | 194.3  |          |        |
| 小計    |      | 1,884 | 84.8   | 1,831  | 85.5     | 53     | 66.3     |        |
| 九州    | 福岡   |       | 221    | 110.0  | 221      | 111.6  |          |        |
|       | 佐賀   |       | 37     | 94.9   | 37       | 123.3  |          |        |
|       | 長崎   |       | 119    | 122.7  | 119      | 124.0  |          |        |
|       | 熊本   |       | 67     | 148.9  | 67       | 148.9  |          |        |
|       | 大分   |       | 364    | 165.5  | 358      | 174.6  | 6        | 40.0   |
|       | 宮崎   |       | 58     | 53.7   | 58       | 175.8  |          |        |
|       | 鹿児島  |       | 62     | 79.5   | 62       | 140.9  |          |        |
|       | 沖縄   |       | 8      | 266.7  | 8        | -      |          |        |
| 小計    |      | 936   | 118.3  | 930    | 142.9    | 6      | 4.3      |        |
| 全国合計  |      |       | 13,407 | 103.8  | 12,567   | 104.3  | 840      | 97.0   |

1)照射血小板製剤のうち、照射洗浄血小板及び照射洗浄血小板HLAを再掲。

2)「純供給本数」は供給後に返品・返納された製剤を除いた本数。

3)照射洗浄血小板製剤の供給は、平成28年9月から開始したこと。

## (10) 製剤別他ブロックセンターとの払出・受入本数(換算本数)

令和5年1月～令和5年12月累計

| 項目<br>ブロック名 | 合計             |                | 全血製剤           |                | 赤血球製剤          |                | 血漿製剤           |                | 血小板製剤          |                |
|-------------|----------------|----------------|----------------|----------------|----------------|----------------|----------------|----------------|----------------|----------------|
|             | 管ブ<br>外払<br>出ク | 管ブ<br>外受<br>入ク | 管ブ<br>外払<br>出ク | 管ブ<br>外受<br>入ク | 管ブ<br>外払<br>出ク | 管ブ<br>外受<br>入ク | 管ブ<br>外払<br>出ク | 管ブ<br>外受<br>入ク | 管ブ<br>外払<br>出ク | 管ブ<br>外受<br>入ク |
| 北海道         | 15,598         | 4,974          | 0              | 0              | 5,140          | 2,278          | 7,448          | 406            | 3,010          | 2,290          |
| 東北          | 15,768         | 11,818         | 0              | 0              | 6,003          | 2,392          | 2,305          | 3,206          | 7,460          | 6,220          |
| 関東甲信越       | 26,589         | 48,122         | 0              | 0              | 4,759          | 24,251         | 1,290          | 5,606          | 20,540         | 18,265         |
| 東海北陸        | 10,672         | 11,992         | 0              | 0              | 3,659          | 4,078          | 1,608          | 1,769          | 5,405          | 6,145          |
| 近畿          | 14,304         | 22,313         | 0              | 0              | 4,336          | 2,483          | 563            | 7,135          | 9,405          | 12,695         |
| 中四国         | 31,619         | 10,427         | 0              | 0              | 10,004         | 1,466          | 13,190         | 706            | 8,425          | 8,255          |
| 九州          | 15,098         | 20,002         | 0              | 0              | 6,127          | 3,080          | 546            | 8,122          | 8,425          | 8,800          |
| 全国合計        | 129,648        | 129,648        | 0              | 0              | 40,028         | 40,028         | 26,950         | 26,950         | 62,670         | 62,670         |

- 1)「ブロック管外払出」は、自ブロックセンターで製造した製剤を他ブロックセンターへ払い出しをした本数。
- 2)「ブロック管外受入」は、他ブロックセンターで製造した製剤を自ブロックセンターで受入れた本数。
- 3)血漿製剤の単位換算は、FFP-LR120を1単位、FFP-LR240を2単位、FFP-LR480を4単位としていること。

(11)全血製剤・赤血球製剤の期限切等本数(実本数)

令和5年1月～令和5年12月累計

| プロジェクト名 | 項目        | 赤血球製剤                    |                  |                                 |                          |                  |                                 |                          |                  |                                 | 全血製剤                     |                  |                                 |                          |                  |                                 |                          |                  |                                 |
|---------|-----------|--------------------------|------------------|---------------------------------|--------------------------|------------------|---------------------------------|--------------------------|------------------|---------------------------------|--------------------------|------------------|---------------------------------|--------------------------|------------------|---------------------------------|--------------------------|------------------|---------------------------------|
|         |           | 単位換算                     |                  |                                 | 1単位                      |                  |                                 | 2単位                      |                  |                                 | 単位換算                     |                  |                                 | 1単位                      |                  |                                 | 2単位                      |                  |                                 |
|         |           | 製造<br>合計<br>本数<br>の<br>と | 期<br>限<br>切<br>等 | 期<br>限<br>切<br>等<br>の<br>比<br>率 | 製造<br>合計<br>本数<br>の<br>と | 期<br>限<br>切<br>等 | 期<br>限<br>切<br>等<br>の<br>比<br>率 | 製造<br>合計<br>本数<br>の<br>と | 期<br>限<br>切<br>等 | 期<br>限<br>切<br>等<br>の<br>比<br>率 | 製造<br>合計<br>本数<br>の<br>と | 期<br>限<br>切<br>等 | 期<br>限<br>切<br>等<br>の<br>比<br>率 | 製造<br>合計<br>本数<br>の<br>と | 期<br>限<br>切<br>等 | 期<br>限<br>切<br>等<br>の<br>比<br>率 | 製造<br>合計<br>本数<br>の<br>と | 期<br>限<br>切<br>等 | 期<br>限<br>切<br>等<br>の<br>比<br>率 |
| 北海道     | 北海道       | 378,247                  | 438              | %                               | 9,369                    | 本                | 16                              | %                        | 184,439          | 本                               | 211                      | %                |                                 |                          |                  |                                 |                          |                  |                                 |
|         | 小計        | 378,247                  | 438              | 0.1                             | 9,369                    | 16               | 0.2                             | 184,439                  | 211              | 0.1                             |                          |                  |                                 |                          |                  |                                 |                          |                  |                                 |
| 東北      | 青森        | 1,147                    | 47               |                                 | 27                       | 3                |                                 | 560                      | 22               |                                 |                          |                  |                                 |                          |                  |                                 |                          |                  |                                 |
|         | 岩手        | 880                      | 32               |                                 | 24                       | 2                |                                 | 428                      | 15               |                                 |                          |                  |                                 |                          |                  |                                 |                          |                  |                                 |
|         | 宮城        | 450,937                  | 331              |                                 | 7,843                    | 11               |                                 | 221,547                  | 160              |                                 |                          |                  |                                 |                          |                  |                                 |                          |                  |                                 |
|         | 秋田        | 784                      | 32               |                                 | 12                       | 16               |                                 | 386                      | 8                |                                 |                          |                  |                                 |                          |                  |                                 |                          |                  |                                 |
|         | 山形        | 799                      | 20               |                                 | 13                       | 4                |                                 | 393                      | 8                |                                 |                          |                  |                                 |                          |                  |                                 |                          |                  |                                 |
|         | 福島        | 1,574                    | 88               |                                 | 20                       | 2                |                                 | 777                      | 43               |                                 |                          |                  |                                 |                          |                  |                                 |                          |                  |                                 |
| 小計      | 456,121   | 550                      | 0.1              | 7,939                           | 38                       | 0.5              | 224,091                         | 256                      | 0.1              |                                 |                          |                  |                                 |                          |                  |                                 |                          |                  |                                 |
| 関東甲信越   | 茨城        | 1,259                    | 85               |                                 | 41                       | 1                |                                 | 609                      | 42               |                                 |                          |                  |                                 |                          |                  |                                 |                          |                  |                                 |
|         | 栃木        | 1,000                    | 72               |                                 | 42                       |                  |                                 | 479                      | 36               |                                 |                          |                  |                                 |                          |                  |                                 |                          |                  |                                 |
|         | 群馬        | 1,043                    | 101              |                                 | 35                       | 3                |                                 | 504                      | 49               |                                 |                          |                  |                                 |                          |                  |                                 |                          |                  |                                 |
|         | 埼玉        | 1,126,864                | 750              |                                 | 33,952                   | 22               |                                 | 546,456                  | 364              |                                 | 2                        |                  |                                 |                          |                  |                                 |                          |                  |                                 |
|         | 千葉        | 2,564                    | 238              |                                 | 84                       | 4                |                                 | 1,240                    | 117              |                                 |                          |                  |                                 |                          |                  |                                 |                          |                  |                                 |
|         | 東京        | 859,364                  | 1,252            |                                 | 20,482                   | 62               |                                 | 419,441                  | 595              |                                 |                          |                  |                                 |                          |                  |                                 |                          |                  |                                 |
|         | 神奈川       | 415,979                  | 321              |                                 | 10,093                   | 9                |                                 | 202,943                  | 156              |                                 |                          |                  |                                 |                          |                  |                                 |                          |                  |                                 |
|         | 新潟        | 1,273                    | 124              |                                 | 25                       | 2                |                                 | 624                      | 61               |                                 |                          |                  |                                 |                          |                  |                                 |                          |                  |                                 |
|         | 山梨        | 620                      | 23               |                                 | 12                       | 1                |                                 | 304                      | 11               |                                 |                          |                  |                                 |                          |                  |                                 |                          |                  |                                 |
|         | 長野        | 1,071                    | 90               |                                 | 19                       | 2                |                                 | 526                      | 44               |                                 |                          |                  |                                 |                          |                  |                                 |                          |                  |                                 |
| 小計      | 2,411,037 | 3,056                    | 0.1              | 64,785                          | 106                      | 0.2              | 1,173,126                       | 1,475                    | 0.1              | 2                               |                          | 0.0              |                                 |                          |                  |                                 |                          | 1                | 0.0                             |
| 東海北陸    | 富山        | 673                      | 40               |                                 | 11                       |                  |                                 | 331                      | 20               |                                 |                          |                  |                                 |                          |                  |                                 |                          |                  |                                 |
|         | 石川        | 105,806                  | 103              |                                 | 2,502                    | 3                |                                 | 51,652                   | 50               |                                 |                          |                  |                                 |                          |                  |                                 |                          |                  |                                 |
|         | 福井        | 544                      | 19               |                                 | 2                        | 1                |                                 | 271                      | 9                |                                 |                          |                  |                                 |                          |                  |                                 |                          |                  |                                 |
|         | 岐阜        | 1,105                    | 68               |                                 | 5                        |                  |                                 | 550                      | 34               |                                 |                          |                  |                                 |                          |                  |                                 |                          |                  |                                 |
|         | 静岡        | 1,815                    | 206              |                                 | 33                       | 8                |                                 | 891                      | 99               |                                 |                          |                  |                                 |                          |                  |                                 |                          |                  |                                 |
|         | 愛知        | 747,070                  | 644              |                                 | 16,070                   | 18               |                                 | 365,500                  | 313              |                                 |                          |                  |                                 |                          |                  |                                 |                          |                  |                                 |
| 三重      | 600       | 24                       |                  |                                 |                          |                  | 300                             | 12                       |                  |                                 |                          |                  |                                 |                          |                  |                                 |                          |                  |                                 |
| 小計      | 857,613   | 1,104                    | 0.1              | 18,623                          | 30                       | 0.2              | 419,495                         | 537                      | 0.1              |                                 |                          |                  |                                 |                          |                  |                                 |                          |                  |                                 |
| 近畿      | 滋賀        | 652                      | 32               |                                 | 14                       |                  |                                 | 319                      | 16               |                                 |                          |                  |                                 |                          |                  |                                 |                          |                  |                                 |
|         | 京都        | 1,786                    | 66               |                                 | 10                       |                  |                                 | 888                      | 33               |                                 |                          |                  |                                 |                          |                  |                                 |                          |                  |                                 |
|         | 大阪        | 957,092                  | 728              |                                 | 15,118                   | 18               |                                 | 470,987                  | 355              |                                 |                          |                  |                                 |                          |                  |                                 |                          |                  |                                 |
|         | 兵庫        | 205,745                  | 131              |                                 | 3,477                    | 3                |                                 | 101,134                  | 64               |                                 |                          |                  |                                 |                          |                  |                                 |                          |                  |                                 |
|         | 奈良        | 860                      | 24               |                                 | 6                        |                  |                                 | 427                      | 12               |                                 |                          |                  |                                 |                          |                  |                                 |                          |                  |                                 |
| 和歌山     | 749       | 20                       |                  | 5                               | 2                        |                  | 372                             | 9                        |                  |                                 |                          |                  |                                 |                          |                  |                                 |                          |                  |                                 |
| 小計      | 1,166,884 | 1,001                    | 0.1              | 18,630                          | 23                       | 0.1              | 574,127                         | 489                      | 0.1              |                                 |                          |                  |                                 |                          |                  |                                 |                          |                  |                                 |
| 中四国     | 鳥取        | 486                      | 16               |                                 |                          |                  |                                 | 243                      | 8                |                                 |                          |                  |                                 |                          |                  |                                 |                          |                  |                                 |
|         | 島根        | 500                      | 18               |                                 |                          |                  |                                 | 250                      | 9                |                                 |                          |                  |                                 |                          |                  |                                 |                          |                  |                                 |
|         | 岡山        | 1,555                    | 148              |                                 | 19                       | 66               |                                 | 768                      | 41               |                                 |                          |                  |                                 |                          |                  |                                 |                          |                  |                                 |
|         | 広島        | 589,050                  | 565              |                                 | 2,456                    | 65               |                                 | 293,297                  | 250              |                                 |                          |                  |                                 |                          |                  |                                 |                          |                  |                                 |
|         | 山口        | 1,437                    | 37               |                                 | 1                        | 1                |                                 | 718                      | 18               |                                 |                          |                  |                                 |                          |                  |                                 |                          |                  |                                 |
|         | 徳島        | 616                      | 12               |                                 |                          |                  |                                 | 308                      | 6                |                                 |                          |                  |                                 |                          |                  |                                 |                          |                  |                                 |
|         | 香川        | 971                      | 35               |                                 | 9                        | 5                |                                 | 481                      | 15               |                                 |                          |                  |                                 |                          |                  |                                 |                          |                  |                                 |
|         | 愛媛        | 1,302                    | 32               |                                 |                          |                  |                                 | 651                      | 16               |                                 |                          |                  |                                 |                          |                  |                                 |                          |                  |                                 |
| 高知      | 663       | 18                       |                  | 1                               |                          |                  | 331                             | 9                        |                  |                                 |                          |                  |                                 |                          |                  |                                 |                          |                  |                                 |
| 小計      | 596,580   | 881                      | 0.1              | 2,486                           | 137                      | 5.5              | 297,047                         | 372                      | 0.1              |                                 |                          |                  |                                 |                          |                  |                                 |                          |                  |                                 |
| 九州      | 福岡        | 805,193                  | 1,000            |                                 | 3,479                    | 450              |                                 | 400,857                  | 275              |                                 |                          |                  |                                 |                          |                  |                                 |                          |                  |                                 |
|         | 佐賀        | 504                      | 64               |                                 |                          |                  |                                 | 252                      | 32               |                                 |                          |                  |                                 |                          |                  |                                 |                          |                  |                                 |
|         | 長崎        | 1,108                    | 125              |                                 | 8                        | 87               |                                 | 550                      | 19               |                                 |                          |                  |                                 |                          |                  |                                 |                          |                  |                                 |
|         | 熊本        | 1,536                    | 111              |                                 | 8                        | 67               |                                 | 764                      | 22               |                                 |                          |                  |                                 |                          |                  |                                 |                          |                  |                                 |
|         | 大分        | 872                      | 38               |                                 |                          |                  |                                 | 436                      | 19               |                                 |                          |                  |                                 |                          |                  |                                 |                          |                  |                                 |
|         | 宮崎        | 922                      | 46               |                                 |                          |                  |                                 | 461                      | 23               |                                 |                          |                  |                                 |                          |                  |                                 |                          |                  |                                 |
|         | 鹿児島       | 1,270                    | 97               |                                 | 2                        | 1                |                                 | 634                      | 48               |                                 |                          |                  |                                 |                          |                  |                                 |                          |                  |                                 |
| 沖縄      | 1,022     | 124                      |                  | 2                               |                          |                  | 510                             | 62                       |                  |                                 |                          |                  |                                 |                          |                  |                                 |                          |                  |                                 |
| 小計      | 812,427   | 1,605                    | 0.2              | 3,499                           | 605                      | 17.3             | 404,464                         | 500                      | 0.1              |                                 |                          |                  |                                 |                          |                  |                                 |                          |                  |                                 |
| 全国合計    | 6,678,909 | 8,635                    | 0.1              | 125,331                         | 955                      | 0.8              | 3,276,789                       | 3,840                    | 0.1              | 2                               |                          | 0.0              |                                 |                          |                  |                                 |                          | 1                | 0.0                             |

1)「期限切等」は期限切れ、破損等により減損となった製品数。  
 2)「期限切等の比率」=期限切等／(期首在庫+製造本数)×100

## (12) 血漿製剤の期限切等本数(実本数)

令和5年1月～令和5年12月累計

| ブロック名 | 項目        | 単位換算               |          |           | FFP-LR120          |          |           | FFP-LR240          |          |           | FFP-LR480          |          |           |
|-------|-----------|--------------------|----------|-----------|--------------------|----------|-----------|--------------------|----------|-----------|--------------------|----------|-----------|
|       |           | 製造首在<br>本数との<br>合計 | 期限切<br>等 | 期限<br>比率等 | 製造首在<br>本数との<br>合計 | 期限切<br>等 | 期限<br>比率等 | 製造首在<br>本数との<br>合計 | 期限切<br>等 | 期限<br>比率等 | 製造首在<br>本数との<br>合計 | 期限切<br>等 | 期限<br>比率等 |
|       |           |                    |          |           |                    |          |           |                    |          |           |                    |          |           |
| 北海道   | 北海道       | 175,766            | 2,259    |           | 2,056              | 107      |           | 68,955             | 190      |           | 8,950              | 443      |           |
|       | 小計        | 175,766            | 2,259    | 1.3       | 2,056              | 107      | 5.2       | 68,955             | 190      | 0.3       | 8,950              | 443      | 4.9       |
| 東北    | 青森        | 1,364              | 8        |           | 8                  |          |           | 488                |          |           | 95                 | 2        |           |
|       | 岩手        | 727                | 2        |           | 9                  |          |           | 359                | 1        |           |                    |          |           |
|       | 宮城        | 211,167            | 479      |           | 1,781              | 29       |           | 77,439             | 107      |           | 13,627             | 59       |           |
|       | 秋田        | 786                | 2        |           |                    |          |           | 285                | 1        |           | 54                 |          |           |
|       | 山形        | 620                | 10       |           |                    |          |           | 306                | 3        |           | 2                  | 1        |           |
|       | 福島        | 1,426              | 36       |           | 14                 | 2        |           | 644                | 17       |           | 31                 |          |           |
| 小計    | 216,090   | 537                | 0.2      | 1,812     | 31                 | 1.7      | 79,521    | 129                | 0.2      | 13,809    | 62                 | 0.4      |           |
| 関東甲信越 | 茨城        | 2,319              | 48       |           | 21                 |          |           | 793                | 8        |           | 178                | 8        |           |
|       | 栃木        | 2,041              | 76       |           | 33                 |          |           | 604                | 20       |           | 200                | 9        |           |
|       | 群馬        | 1,961              | 72       |           | 25                 |          |           | 564                | 6        |           | 202                | 15       |           |
|       | 埼玉        | 508,047            | 1,618    |           | 5,595              | 20       |           | 158,704            | 243      |           | 46,261             | 278      |           |
|       | 千葉        | 56,102             | 229      |           | 444                | 1        |           | 19,423             | 84       |           | 4,203              | 15       |           |
|       | 東京        | 508,425            | 2,660    |           | 7,117              | 64       |           | 158,846            | 500      |           | 45,904             | 399      |           |
|       | 神奈川       | 221,213            | 887      |           | 1,469              | 57       |           | 87,090             | 205      |           | 11,391             | 105      |           |
|       | 新潟        | 2,082              | 62       |           | 38                 |          |           | 586                | 7        |           | 218                | 12       |           |
|       | 山梨        | 1,194              | 36       |           | 10                 |          |           | 354                |          |           | 119                | 9        |           |
|       | 長野        | 2,012              | 34       |           | 26                 |          |           | 639                | 9        |           | 177                | 4        |           |
|       | 小計        | 1,305,396          | 5,722    | 0.4       | 14,778             | 142      | 1.0       | 427,603            | 1,082    | 0.3       | 108,853            | 854      | 0.8       |
| 東海北陸  | 富山        | 756                | 4        |           | 6                  |          |           | 279                | 2        |           | 48                 |          |           |
|       | 石川        | 41,414             | 99       |           | 74                 | 5        |           | 13,670             | 17       |           | 3,500              | 15       |           |
|       | 福井        | 528                | 2        |           |                    |          |           | 216                | 1        |           | 24                 |          |           |
|       | 岐阜        | 1,182              | 8        |           |                    |          |           | 217                |          |           | 187                | 2        |           |
|       | 静岡        | 2,180              | 4        |           | 10                 |          |           | 871                | 2        |           | 107                |          |           |
|       | 愛知        | 386,598            | 1,416    |           | 2,848              | 22       |           | 96,137             | 143      |           | 47,869             | 277      |           |
| 三重    | 754       | 4                  |          |           |                    |          | 235       | 2                  |          | 71        |                    |          |           |
| 小計    | 433,412   | 1,537              | 0.4      | 2,938     | 27                 | 0.9      | 111,625   | 167                | 0.1      | 51,806    | 294                | 0.6      |           |
| 近畿    | 滋賀        | 894                |          |           | 14                 |          |           | 278                |          |           | 81                 |          |           |
|       | 京都        | 2,357              | 4        |           | 53                 |          |           | 728                | 2        |           | 212                |          |           |
|       | 大阪        | 638,946            | 1,978    |           | 5,852              | 468      |           | 240,089            | 427      |           | 38,229             | 164      |           |
|       | 兵庫        | 33,755             | 191      |           | 81                 | 41       |           | 9,921              | 63       |           | 3,458              | 6        |           |
|       | 奈良        | 915                |          |           | 17                 |          |           | 367                |          |           | 41                 |          |           |
| 和歌山   | 1,026     |                    |          | 10        |                    |          | 352       |                    |          | 78        |                    |          |           |
| 小計    | 677,893   | 2,173              | 0.3      | 6,027     | 509                | 8.4      | 251,735   | 492                | 0.2      | 42,099    | 170                | 0.4      |           |
| 中四国   | 鳥取        | 782                |          |           |                    |          |           | 297                |          |           | 47                 |          |           |
|       | 島根        | 852                |          |           |                    |          |           | 254                |          |           | 86                 |          |           |
|       | 岡山        | 1,955              | 4        |           | 67                 |          |           | 512                |          |           | 216                | 1        |           |
|       | 広島        | 254,478            | 1,231    |           | 842                | 117      |           | 84,084             | 215      |           | 21,367             | 171      |           |
|       | 山口        | 2,096              | 6        |           |                    |          |           | 572                | 3        |           | 238                |          |           |
|       | 徳島        | 834                |          |           |                    |          |           | 203                |          |           | 107                |          |           |
|       | 香川        | 1,226              | 2        |           |                    |          |           | 387                | 1        |           | 113                |          |           |
|       | 愛媛        | 1,326              | 2        |           |                    |          |           | 403                | 1        |           | 130                |          |           |
| 高知    | 990       |                    |          |           |                    |          | 245       |                    |          | 125       |                    |          |           |
| 小計    | 264,539   | 1,245              | 0.5      | 909       | 117                | 12.9     | 86,957    | 220                | 0.3      | 22,429    | 172                | 0.8      |           |
| 九州    | 福岡        | 398,478            | 1,263    |           | 1,046              | 75       |           | 93,856             | 94       |           | 52,430             | 250      |           |
|       | 佐賀        | 490                | 14       |           |                    |          |           | 127                | 1        |           | 59                 | 3        |           |
|       | 長崎        | 1,450              | 44       |           | 6                  |          |           | 278                | 4        |           | 222                | 9        |           |
|       | 熊本        | 1,742              | 16       |           | 2                  |          |           | 570                | 6        |           | 150                | 1        |           |
|       | 大分        | 866                | 48       |           |                    |          |           | 177                | 4        |           | 128                | 10       |           |
|       | 宮崎        | 1,066              | 5        |           |                    | 1        |           | 241                |          |           | 146                | 1        |           |
|       | 鹿児島       | 1,344              | 16       |           | 12                 |          |           | 432                | 4        |           | 117                | 2        |           |
|       | 沖縄        | 2,528              | 34       |           | 14                 |          |           | 747                | 11       |           | 255                | 3        |           |
| 小計    | 407,964   | 1,440              | 0.4      | 1,080     | 76                 | 7.0      | 96,428    | 124                | 0.1      | 53,507    | 279                | 0.5      |           |
| 全国合計  | 3,481,060 | 14,913             | 0.4      | 29,600    | 1,009              | 3.4      | 1,122,824 | 2,404              | 0.2      | 301,453   | 2,274              | 0.8      |           |

1)「期限切等」は期限切れ、破損等により減損となった製品数。

2)「期限切等の比率」＝期限切等／(期首在庫＋製造本数)×100

3)単位換算は、FFP-LR120を1単位、FFP-LR240を2単位、FFP-LR480を4単位としていること。

(13) 血小板製剤の期限切等本数(実本数)

令和5年1月～令和5年12月累計

| ブロック名 | 項目        | 単位換算              |         |             | 1単位               |      |             | 2単位               |       |             | 5単位               |         |             | 10単位              |        |             | 15単位              |        |             | 20単位              |      |             |
|-------|-----------|-------------------|---------|-------------|-------------------|------|-------------|-------------------|-------|-------------|-------------------|---------|-------------|-------------------|--------|-------------|-------------------|--------|-------------|-------------------|------|-------------|
|       |           | 製造首在<br>在庫と<br>合計 | 期限切等    | 期限切等<br>の比率 | 製造首在<br>在庫と<br>合計 | 期限切等 | 期限切等<br>の比率 | 製造首在<br>在庫と<br>合計 | 期限切等  | 期限切等<br>の比率 | 製造首在<br>在庫と<br>合計 | 期限切等    | 期限切等<br>の比率 | 製造首在<br>在庫と<br>合計 | 期限切等   | 期限切等<br>の比率 | 製造首在<br>在庫と<br>合計 | 期限切等   | 期限切等<br>の比率 | 製造首在<br>在庫と<br>合計 | 期限切等 | 期限切等<br>の比率 |
|       |           |                   |         |             |                   |      |             |                   |       |             |                   |         |             |                   |        |             |                   |        |             |                   |      |             |
| 北海道   | 北海道       | 516,655           | 6,685   |             |                   |      |             |                   |       | 459         | 9                 |         | 19,400      | 214               |        | 8,384       | 184               |        | 9,730       | 87                |      |             |
|       | 小計        | 516,655           | 6,685   | 1.3         |                   |      |             |                   |       | 459         | 9                 | 2.0     | 19,400      | 214               | 1.1    | 8,384       | 184               | 2.2    | 9,730       | 87                | 0.9  |             |
| 東北    | 青森        | 340               | 15      |             |                   |      |             |                   |       |             |                   |         | 32          | 1                 |        |             |                   |        | 1           |                   |      |             |
|       | 岩手        | 230               |         |             |                   |      |             |                   |       |             |                   |         | 23          |                   |        |             |                   |        |             |                   |      |             |
|       | 宮城        | 581,960           | 9,015   |             |                   |      |             |                   |       | 1,137       | 121               |         | 55,907      | 769               |        | 615         | 40                |        | 399         | 6                 |      |             |
|       | 秋田        | 220               | 20      |             |                   |      |             |                   |       |             |                   |         | 22          | 2                 |        |             |                   |        |             |                   |      |             |
|       | 山形        | 180               | 10      |             |                   |      |             |                   |       |             |                   |         | 18          | 1                 |        |             |                   |        |             |                   |      |             |
|       | 福島        | 270               | 40      |             |                   |      |             |                   |       |             |                   |         | 27          | 4                 |        |             |                   |        |             |                   |      |             |
|       | 小計        | 583,200           | 9,100   | 1.6         |                   |      |             |                   |       | 1,137       | 122               | 10.7    | 56,029      | 777               | 1.4    | 615         | 40                | 6.5    | 400         | 6                 | 1.5  |             |
| 関東甲信越 | 茨城        | 260               | 20      |             |                   |      |             |                   |       |             |                   |         | 24          | 2                 |        |             |                   |        | 1           |                   |      |             |
|       | 栃木        | 300               | 20      |             |                   |      |             |                   |       |             |                   |         | 30          | 2                 |        |             |                   |        |             |                   |      |             |
|       | 群馬        | 530               | 50      |             |                   |      |             |                   |       |             |                   |         | 51          | 5                 |        |             |                   |        | 1           |                   |      |             |
|       | 埼玉        | 1,238,991         | 740     |             | 1                 |      |             |                   |       | 2,320       | 2                 |         | 98,427      | 56                |        | 2,268       | 2                 |        | 10,455      | 7                 |      |             |
|       | 千葉        | 805               | 70      |             |                   |      |             |                   | 1     |             |                   | 80      | 7           |                   |        |             |                   |        |             |                   |      |             |
|       | 東京        | 1,546,885         | 3,510   |             |                   |      |             | 7                 |       | 4,000       | 19                |         | 134,169     | 282               |        | 1,601       | 5                 |        | 8,059       | 26                |      |             |
|       | 神奈川       | 633,414           | 1,860   |             |                   |      |             |                   |       | 1,168       | 13                |         | 52,136      | 132               |        | 1,072       | 13                |        | 4,506       | 14                |      |             |
|       | 新潟        | 440               | 55      |             |                   |      |             |                   |       |             |                   |         | 26          | 4                 |        |             |                   |        |             |                   |      |             |
|       | 山梨        | 140               |         |             |                   |      |             |                   |       |             |                   |         | 14          |                   |        |             |                   |        |             |                   |      |             |
|       | 長野        | 315               | 30      |             |                   |      |             |                   |       |             |                   |         | 30          | 3                 |        | 1           |                   |        |             |                   |      |             |
|       | 小計        | 3,422,080         | 6,355   | 0.2         | 1                 | 0.0  | 7           | 0.0               | 7,489 | 34          | 0.5               | 284,987 | 493         | 0.2               | 4,942  | 21          | 0.4               | 23,031 | 47          | 0.2               |      |             |
| 東海北陸  | 富山        | 290               | 10      |             |                   |      |             |                   |       |             |                   |         | 29          | 1                 |        |             |                   |        |             |                   |      |             |
|       | 石川        | 155,980           | 1,055   |             |                   |      |             |                   |       | 187         | 14                |         | 15,146      | 97                |        | 223         | 1                 |        | 12          |                   |      |             |
|       | 福井        | 150               | 10      |             |                   |      |             |                   |       |             |                   |         | 15          | 1                 |        |             |                   |        |             |                   |      |             |
|       | 岐阜        | 330               | 40      |             |                   |      |             |                   |       |             |                   |         | 33          | 4                 |        |             |                   |        |             |                   |      |             |
|       | 静岡        | 440               | 40      |             |                   |      |             |                   |       |             |                   |         | 44          | 4                 |        |             |                   |        |             |                   |      |             |
|       | 愛知        | 948,850           | 6,625   |             |                   |      |             |                   |       | 1,853       | 147               |         | 87,259      | 528               |        | 1,569       | 22                |        | 2,173       | 14                |      |             |
|       | 三重        | 200               | 40      |             |                   |      |             |                   |       |             |                   | 20      | 4           |                   |        |             |                   |        |             |                   |      |             |
|       | 小計        | 1,106,240         | 7,820   | 0.7         |                   |      |             |                   | 2,040 | 161         | 7.9               | 102,546 | 639         | 0.6               | 1,792  | 23          | 1.3               | 2,185  | 14          | 0.6               |      |             |
| 近畿    | 滋賀        | 370               | 30      |             |                   |      |             |                   |       |             |                   |         | 37          | 3                 |        |             |                   |        |             |                   |      |             |
|       | 京都        | 1,005             | 60      |             |                   |      |             |                   |       |             |                   |         | 99          | 6                 |        | 1           |                   |        |             |                   |      |             |
|       | 大阪        | 1,340,765         | 7,855   |             |                   |      |             |                   |       | 857         | 167               |         | 109,656     | 571               |        | 3,120       | 22                |        | 9,656       | 49                |      |             |
|       | 兵庫        | 175,055           | 805     |             |                   |      |             |                   | 128   | 5           |                   | 16,993  | 75          |                   | 139    | 2           |                   |        | 120         |                   |      |             |
|       | 奈良        | 300               | 40      |             |                   |      |             |                   |       |             |                   |         | 22          | 4                 |        |             |                   |        | 4           |                   |      |             |
|       | 和歌山       | 220               |         |             |                   |      |             |                   |       |             |                   | 22      |             |                   |        |             |                   |        |             |                   |      |             |
|       | 小計        | 1,517,715         | 8,790   | 0.6         |                   |      |             |                   | 985   | 172         | 17.5              | 126,829 | 659         | 0.5               | 3,260  | 24          | 0.7               | 9,780  | 49          | 0.5               |      |             |
| 中四国   | 鳥取        | 170               | 10      |             |                   |      |             |                   |       |             |                   |         | 17          | 1                 |        |             |                   |        |             |                   |      |             |
|       | 島根        | 120               |         |             |                   |      |             |                   |       |             |                   |         | 12          |                   |        |             |                   |        |             |                   |      |             |
|       | 岡山        | 315               | 10      |             |                   |      |             |                   |       |             |                   |         | 30          | 1                 |        |             |                   |        |             |                   |      |             |
|       | 広島        | 809,397           | 7,395   |             |                   |      | 1           |                   |       | 3           | 164               |         | 80,615      | 654               |        | 27          | 1                 |        | 15          | 1                 |      |             |
|       | 山口        | 170               |         |             |                   |      |             |                   |       |             |                   |         | 17          |                   |        |             |                   |        |             |                   |      |             |
|       | 徳島        | 120               |         |             |                   |      |             |                   |       |             |                   |         | 12          |                   |        |             |                   |        |             |                   |      |             |
|       | 香川        | 230               |         |             |                   |      |             |                   |       |             |                   |         | 23          |                   |        |             |                   |        |             |                   |      |             |
|       | 愛媛        | 260               | 20      |             |                   |      |             |                   |       |             |                   |         | 26          | 2                 |        |             |                   |        |             |                   |      |             |
|       | 高知        | 110               |         |             |                   |      |             |                   |       |             |                   |         | 11          |                   |        |             |                   |        |             |                   |      |             |
|       | 小計        | 810,892           | 7,435   | 0.9         |                   |      | 1           | 0.0               | 511   | 164         | 32.1              | 80,763  | 658         | 0.8               | 27     | 1           | 3.7               | 15     | 1           | 6.7               |      |             |
| 九州    | 福岡        | 912,414           | 12,625  |             |                   |      |             | 2                 |       |             |                   | 1,252   | 243         |                   | 89,977 | 1,129       |                   |        | 313         | 6                 |      |             |
|       | 佐賀        | 110               | 140     |             |                   |      |             |                   |       |             |                   |         | 11          | 14                |        |             |                   |        |             |                   |      |             |
|       | 長崎        | 370               | 65      |             |                   |      |             |                   |       |             |                   |         | 37          | 6                 |        |             |                   |        |             |                   |      |             |
|       | 熊本        | 180               | 40      |             |                   |      |             |                   |       |             |                   |         | 18          | 4                 |        |             |                   |        |             |                   |      |             |
|       | 大分        | 220               | 20      |             |                   |      |             |                   |       |             |                   |         | 22          | 2                 |        |             |                   |        |             |                   |      |             |
|       | 宮崎        | 220               | 20      |             |                   |      |             |                   |       |             |                   |         | 22          | 2                 |        |             |                   |        |             |                   |      |             |
|       | 鹿児島       | 310               | 20      |             |                   |      |             |                   |       |             |                   |         | 31          | 2                 |        |             |                   |        |             |                   |      |             |
|       | 沖縄        | 310               | 40      |             |                   |      |             |                   |       |             |                   |         | 31          | 4                 |        |             |                   |        |             |                   |      |             |
|       |           | 小計                | 914,134 | 12,970      | 1.4               |      |             | 2                 | 0.0   | 1,252       | 244               | 19.5    | 90,149      | 1,163             | 1.3    | 8           | 0.0               |        | 313         | 6                 | 1.9  |             |
| 全国合計  | 8,870,916 | 59,155            | 0.7     | 1           | 0.0               | 10   | 0.0         | 13,873            | 906   | 6.5         | 760,703           | 4,603   | 0.6         | 19,028            | 293    | 1.5         | 45,454            | 210    | 0.5         |                   |      |             |

1)「期限切等」は期限切れ、破損等により減損となった製品数。

2)「期限切等の比率」=期限切等/(期首在庫+製造本数)×100

#### 4 施設と車両状況

| ブロック名 | 項目  | 施設(カ所) |         |     |       |     |       | 車両(台) |      |     |     |       |        |       |     |       |
|-------|-----|--------|---------|-----|-------|-----|-------|-------|------|-----|-----|-------|--------|-------|-----|-------|
|       |     | 血液センター | 事業所・出張所 |     |       |     |       | 合計    | 献血バス | 健診車 | 広報車 | 献血運搬車 | 献血者送迎車 | 器材運搬車 | その他 | 合計    |
|       |     |        | 採血      |     | 採血と供給 |     | 供給    |       |      |     |     |       |        |       |     |       |
|       |     |        | 献血ルーム   | その他 | 事業所   | 出張所 | 供給出張所 |       |      |     |     |       |        |       |     |       |
| 北海道   | 北海道 | 2      | 5       |     | 3     | 2   | 4     | 16    | 17   | 10  | 3   | 37    | 6      | 3     | 22  | 98    |
| 北海道   | 小計  | 2      | 5       |     | 3     | 2   | 4     | 16    | 17   | 10  | 3   | 37    | 6      | 3     | 22  | 98    |
| 東北    | 青森  | 1      | 2       |     |       | 1   |       | 4     | 4    | 1   | 2   | 15    |        | 5     | 2   | 29    |
|       | 岩手  | 1      | 1       |     |       |     | 1     | 3     | 4    | 2   | 4   | 10    | 1      | 2     | 3   | 26    |
|       | 宮城  | 2      | 2       |     |       |     |       | 5     | 7    | 3   | 4   | 14    |        | 4     | 8   | 40    |
|       | 秋田  | 1      | 1       |     |       |     |       | 2     | 3    | 2   | 3   | 8     | 1      | 1     | 5   | 23    |
|       | 山形  | 1      | 1       |     |       |     | 1     | 3     | 4    |     | 1   | 10    | 2      | 2     | 4   | 23    |
|       | 福島  | 1      | 2       |     |       |     | 1     | 6     | 6    | 4   | 4   | 20    | 1      | 3     | 5   | 43    |
|       | 小計  | 7      | 9       |     |       | 3   | 4     | 23    | 28   | 12  | 18  | 77    | 5      | 17    | 27  | 184   |
| 関東甲信越 | 茨城  | 1      | 2       |     |       |     | 1     | 4     | 7    | 3   | 9   | 17    | 1      | 2     | 4   | 43    |
|       | 栃木  | 1      | 1       |     |       |     |       | 2     | 6    | 4   | 3   | 10    | 2      | 1     | 7   | 33    |
|       | 群馬  | 1      | 3       |     |       |     |       | 4     | 4    | 3   | 6   | 12    |        | 5     | 4   | 34    |
|       | 埼玉  | 2      | 7       |     | 1     | 1   |       | 11    | 10   | 4   | 8   | 29    |        | 11    | 12  | 74    |
|       | 千葉  | 1      | 6       |     | 1     |     | 1     | 9     | 10   | 7   | 10  | 33    |        | 11    | 9   | 80    |
|       | 東京  | 2      | 13      | 2   | 2     |     | 1     | 20    | 20   | 11  | 27  | 13    | 3      | 28    | 7   | 109   |
|       | 神奈川 | 1      | 8       |     | 1     |     |       | 10    | 11   | 3   | 19  | 42    | 3      | 5     | 3   | 86    |
|       | 新潟  | 1      | 2       |     |       |     | 1     | 4     | 4    | 2   |     | 18    | 3      | 2     | 7   | 36    |
|       | 山梨  | 1      | 1       |     |       |     |       | 2     | 3    | 2   | 2   | 7     | 1      | 1     | 3   | 19    |
|       | 長野  | 1      | 2       |     | 1     |     |       | 4     | 4    | 3   |     | 21    | 3      | 3     | 7   | 41    |
| 小計    | 12  | 45     | 2       | 6   | 1     | 4   | 70    | 79    | 42   | 84  | 202 | 16    | 69     | 63    | 555 |       |
| 東海北陸  | 富山  | 1      | 1       |     |       |     |       | 2     | 3    | 1   | 6   | 5     | 1      |       |     | 16    |
|       | 石川  | 1      | 2       |     |       |     |       | 3     | 3    | 2   |     | 8     | 2      | 2     | 5   | 22    |
|       | 福井  | 1      |         |     |       |     | 1     | 2     | 4    | 1   | 4   | 9     | 1      |       | 1   | 20    |
|       | 岐阜  | 1      | 1       |     |       |     |       | 3     | 4    | 1   |     | 15    | 6      | 5     | 2   | 33    |
|       | 静岡  | 1      | 3       |     | 2     |     | 1     | 7     | 9    | 3   | 9   | 21    |        | 3     | 9   | 54    |
|       | 愛知  | 2      | 7       |     | 1     |     |       | 10    | 11   | 4   | 4   | 36    | 4      | 2     | 18  | 79    |
|       | 三重  | 1      | 2       |     |       |     |       | 3     | 4    | 1   | 1   | 11    | 4      | 1     | 5   | 27    |
| 小計    | 8   | 16     |         | 3   |       | 3   | 30    | 38    | 13   | 24  | 105 | 18    | 13     | 40    | 251 |       |
| 近畿    | 滋賀  | 1      | 1       |     |       |     |       | 2     | 5    | 3   | 3   | 11    | 1      | 1     | 3   | 27    |
|       | 京都  | 1      | 3       |     |       |     | 1     | 5     | 7    | 4   | 5   | 14    | 5      |       | 5   | 40    |
|       | 大阪  | 2      | 10      |     | 2     |     |       | 14    | 13   | 8   | 19  | 40    | 5      | 6     | 12  | 103   |
|       | 兵庫  | 1      | 6       |     | 1     | 1   | 1     | 10    | 9    | 6   | 8   | 26    | 4      | 2     | 5   | 60    |
|       | 奈良  | 1      | 1       |     |       |     |       | 2     | 4    | 2   | 4   | 7     | 2      | 2     | 4   | 25    |
| 和歌山   | 1   | 1      |         |     | 1     |     | 3     | 6     | 2    |     | 10  | 1     | 2      | 7     | 28  |       |
| 小計    | 7   | 22     |         | 3   | 3     | 1   | 36    | 44    | 25   | 39  | 108 | 18    | 13     | 36    | 283 |       |
| 中四国   | 鳥取  | 1      | 1       |     |       |     | 1     | 3     | 2    | 1   |     | 6     | 2      | 2     | 2   | 15    |
|       | 島根  | 1      |         |     |       |     | 1     | 2     | 2    | 1   | 3   | 6     | 1      | 3     | 1   | 17    |
|       | 岡山  | 1      | 1       |     |       |     | 1     | 3     | 4    | 3   | 5   | 15    | 2      | 1     | 1   | 31    |
|       | 広島  | 2      | 2       |     |       | 1   |       | 5     | 5    | 2   | 5   | 17    | 3      | 5     | 2   | 39    |
|       | 山口  | 1      |         |     |       |     | 2     | 3     | 4    | 2   | 4   | 19    | 6      | 1     | 3   | 39    |
|       | 徳島  | 1      | 1       |     |       |     |       | 2     | 3    |     |     | 6     | 2      | 2     | 2   | 15    |
|       | 香川  | 1      | 1       |     |       |     |       | 2     | 3    | 1   | 2   | 6     | 1      | 2     | 2   | 17    |
|       | 愛媛  | 1      | 1       |     |       |     |       | 2     | 4    |     | 4   | 13    | 1      | 3     | 4   | 29    |
|       | 高知  | 1      | 1       |     |       |     |       | 2     | 3    |     | 2   | 7     |        | 1     | 5   | 18    |
| 小計    | 10  | 8      |         |     | 1     | 5   | 24    | 30    | 10   | 25  | 95  | 18    | 20     | 22    | 220 |       |
| 九州    | 福岡  | 2      | 5       |     | 1     |     |       | 8     | 12   | 5   | 1   | 41    | 12     | 6     | 17  | 94    |
|       | 佐賀  | 1      |         |     |       |     |       | 1     | 2    | 2   | 2   | 8     | 1      | 1     | 2   | 18    |
|       | 長崎  | 1      | 2       |     |       | 1   |       | 4     | 5    | 2   | 8   | 18    |        |       | 2   | 35    |
|       | 熊本  | 1      | 1       |     |       |     |       | 2     | 4    | 2   |     | 22    | 3      |       | 3   | 34    |
|       | 大分  | 1      | 1       |     |       |     |       | 2     | 4    | 2   | 1   | 19    | 2      | 2     | 1   | 31    |
|       | 宮崎  | 1      | 1       |     |       |     | 1     | 3     | 4    | 2   | 3   | 14    | 8      |       |     | 31    |
|       | 鹿児島 | 1      | 1       |     |       |     | 2     | 4     | 6    | 4   | 3   | 20    | 1      |       | 6   | 40    |
| 沖縄    | 1   | 1      |         |     |       |     | 2     | 4     | 3    | 3   | 9   | 1     | 3      | 6     | 29  |       |
| 小計    | 9   | 12     |         | 1   | 1     | 3   | 26    | 41    | 22   | 21  | 151 | 28    | 12     | 37    | 312 |       |
| 全国合計  |     | 55     | 117     | 2   | 16    | 11  | 24    | 225   | 277  | 134 | 214 | 775   | 109    | 147   | 247 | 1,903 |

1) 令和5年12月31日現在。

2) 「血液センター」はブロック血液センターを含む(埼玉県の施設数には、血液センターと異なる所在地の製造所も含めていること。なお、他の製造所は同一所在地の併設の施設に含めていること)。

3) 「献血ルーム」の一部施設は、移動採血の拠点や供給業務を兼ねる。

4) 「採血」の「その他」は移動採血の拠点施設。

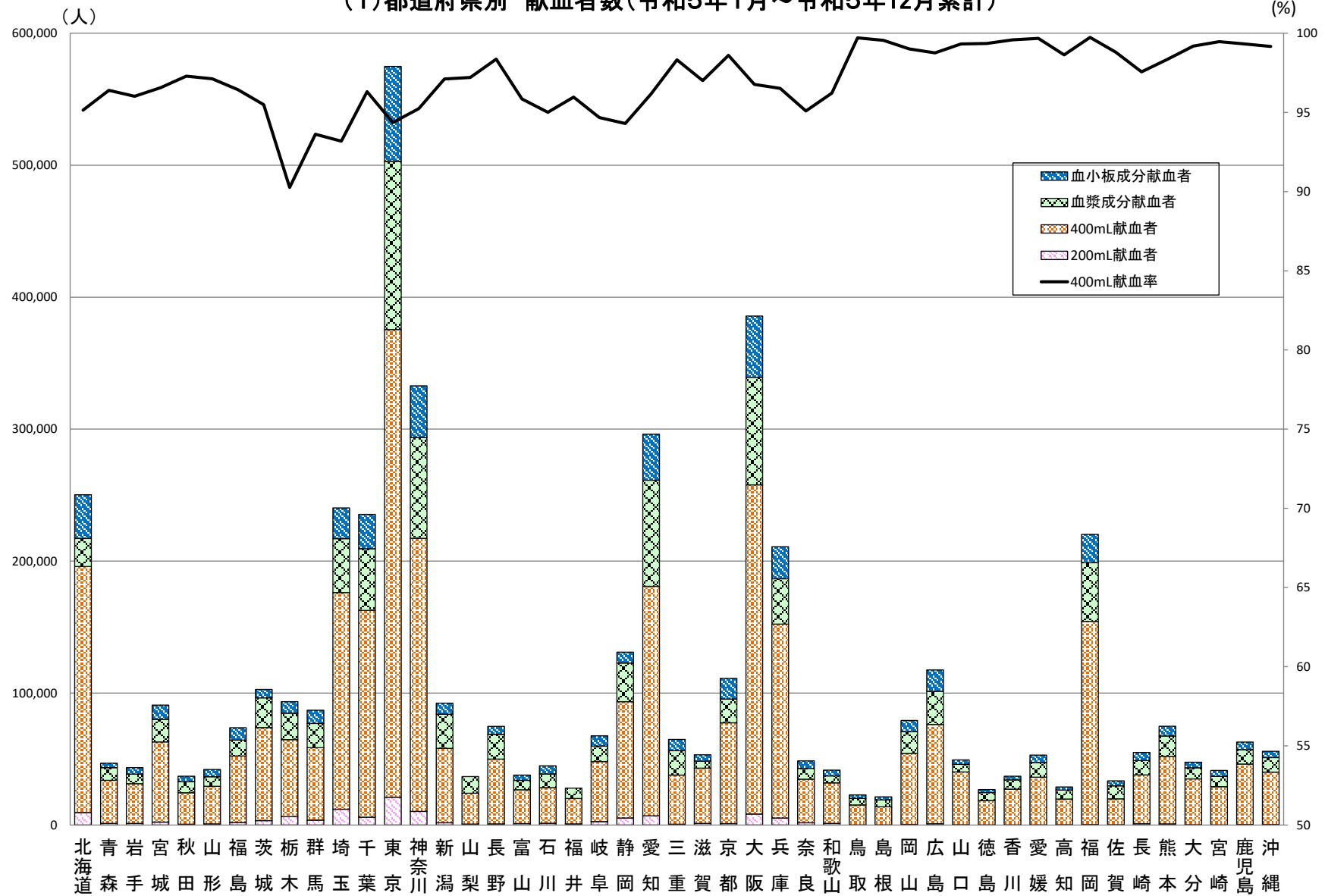
5) 「採血と供給」の「出張所」は移動採血の拠点と供給業務を兼ねる施設。

6) 車両の「その他」は、乗用車、原付バイク。

7) ブロック血液センター所有の車両は、所在地都道府県の台数に含める。

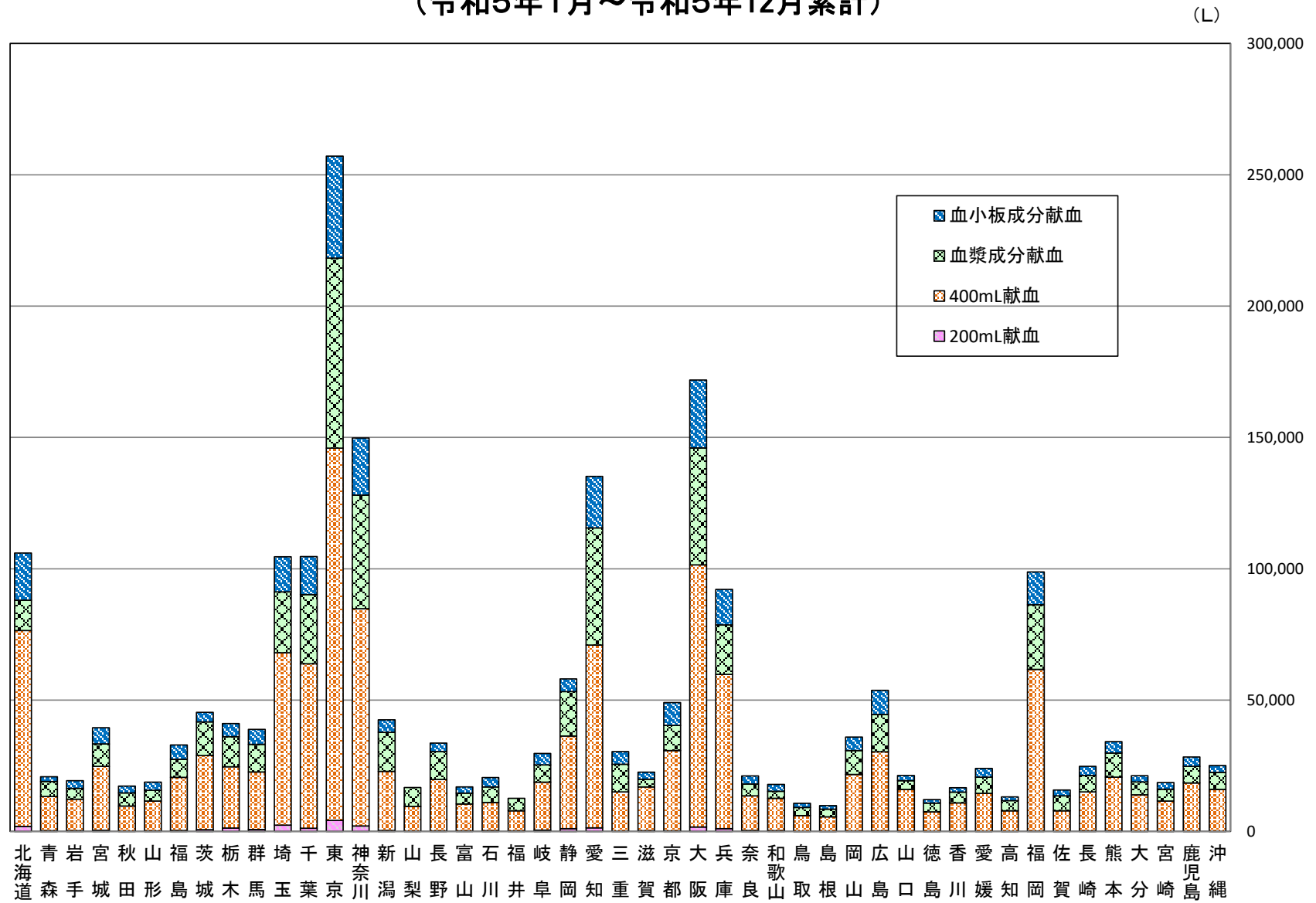
# 5 グラフ

(1) 都道府県別 献血者数(令和5年1月～令和5年12月累計)

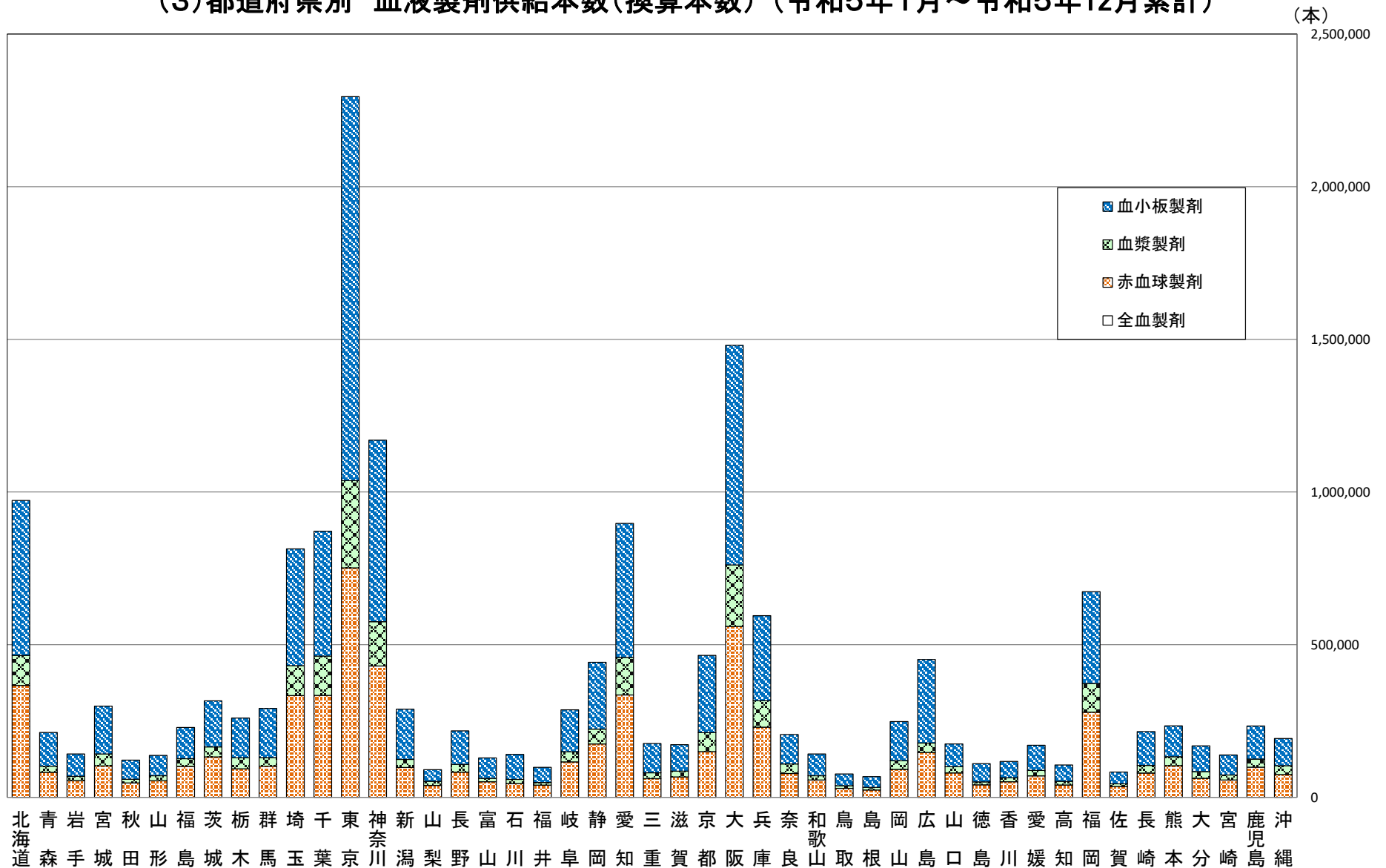




(2)都道府県別 献血量(推計値)  
(令和5年1月～令和5年12月累計)



### (3) 都道府県別 血液製剤供給本数(換算本数) (令和5年1月～令和5年12月累計)



1) 全血製剤については、本数が少量であることからグラフに表れていないこと。  
2) 血漿製剤の単位換算は、FFP-LR120を1単位、FFP-LR240を2単位、FFP-LR480を4単位としていること。